

The Stimpson Product Guide



EYELETS • GROMMETS & WASHERS • ATTACHING MACHINES
HOLE PLUGS • CE® RIVETS • SNAP FASTENERS • CLAMPS • FERRULES
CONTACTS • STAMPINGS • CONNECTORS • ARROWS • SHELLS • HOOKS
QUICK RIVETS • SPINNERS • SPOTS • TERMINALS • VENTS • CORNERS



An Introduction to the Stimpson Company, established 1852...


For a purchase and sales transaction to be truly successful, all parties must benefit. We realize our success depends on YOU, our Customer. Given the opportunity, we are prepared to do our part by providing you with friendly, helpful service; by maintaining the largest inventories in the industry; and by providing products unmatched for quality, supported by on-time delivery and attractive pricing.

Our goal is **SUCCESS TOGETHER**





PRODUCTION



MACHINING CENTER



E.D.M.



Greetings... In this catalog we have attempted to provide a representative selection of the products that we manufacture every day. But, as you will see, the possibilities are almost endless...*And for this, WE THANK YOU, our customer.*



ISO 9001 Certified

900 SYLVAN AVE., BAYPORT, NY 11705-1097

PHONE: (631) 472-2000 • FAX: (631) 472-2425

Web Site: www.stimpson.com

E-Mail: customer_service@stimpson.com

Stimpson Products...helping our Customers make their quality products that much better.

Product Index

Eyelets

An Introduction	10-13
Apparel	20-21
Envelope	18-19
Funnel Flange & Tapped	27
GS®	14-15
Looseleaf Binder	19
Polybag	18-19
Pre-coiled	26
Shoe	16-17
Shoulder	19,27
Tag	18-19
Telescoping	7,16-17
Terminal	26

Grommets

Oblong	8-9
Rolled Rim	8-9
Self-Piercing	6
Sheet Metal	6-7

Hole Plugs

Electrical Knockout	24-25
Special	24-25
Standard	24-25
Tubing	24-25

Rivets

Caps	22
C-E®	22-23
Quick	22-23
Side Prong	22-23
Spot	22-23

Snap Fasteners

Battery	26
Belt	21
Envelope	19
Ring	20
Standard	21

Washers

Apparel	20-21
Industrial	30-31
Neck	6-7,16-17
Oblong	8-9
Screw	31
Sheet Metal	6-7
Spur	8-9
Teeth	6-7
Terminal	27
Vent	30-31

Additional Categories

Arrows, Hands and Spinners	30-31
Clamps and Tips	28-29
Contacts	27
Corners	28-29
Envelope Clasps	19
Fahnestock Clips	26
Ferrules, Shells, Caps and Cups	28-29
Finishes	5
Fuse Plugs Contacts	26
Government Contracts	34
Hangers and Hooks	30-31
Machinery	32-33
Ring & Spade Terminals	27
Vents	30-31

Stimpson's Newest Items ... 35

Browsing through this catalog you will note the vast selection of products Stimpson has developed over the many years of servicing our customers. It is, therefore, very likely that the part you are looking for will already be available. However, if your requirement is for a custom part, or you need a variation of an existing part, Stimpson tool and die capabilities are unmatched in the industry. In many cases an alteration to our existing tooling may be all that is necessary, resulting in time and cost savings to you.




What about my choice of metals, colors and finishes?

METALS

Brass, Steel, Aluminum, Copper, Zinc, Gilding Metal and Stainless Steel are our most commonly requested metals, though other less popular metals are often used.

COLORS

Choose from a broad spectrum of standard or custom colors with bulk painted or sprayed enamel finishes. Anodized colors are available on aluminum eyelets and grommets.



FINISHES

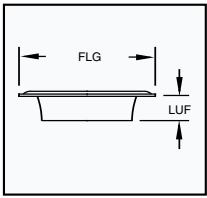
Whether your needs are for decorative or protective purposes, STIMPSON has its own modern in-plant facilities for these popular processes:

NICKEL PLATING
BRASS PLATING
ZINC PLATING
COPPER PLATING
ANTIQUÉ BRONZE PLATING
BLACK NICKEL PLATING

LACQUERING
BURNISHING
ANODIZING
MOLTEN TINNING
ELECTRO TIN PLATING
PHOSPHATING

PASSIVATING
ENAMELING
SPRAYING
ANNEALING
SLUSH COMPOUND
CHEMICAL BLACKENING

Sheet Metal Grommets - can be used interchangeably with plain, teeth or neck washers.



#00			
Hole Size 3/16"			
FLG	LUF	MT	
.425	.135	.009	

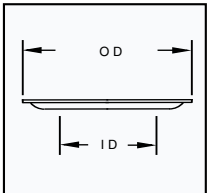
#0			
Hole Size 1/4"			
FLG	LUF	MT	
.545	.175	.012	

#1			
Hole Size 9/32"			
FLG	LUF	MT	
.687	.185	.012	

#1J			
Hole Size 9/32"			
FLG	LUF	MT	
.680	.263	.0126	

#2			
Hole Size 3/8"			
FLG	LUF	MT	
.815	.215	.013	

Plain Washers - basic reinforcement, providing support for the grommet setting.



#00 (C82)		
ID	OD	MT
.218	.460	.009

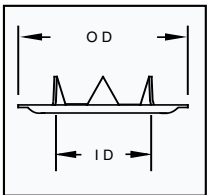
#0 (C83)		
ID	OD	MT
.289	.546	.010

#1 (C84)		
ID	OD	MT
.359	.700	.012

#1 (C84)		
ID	OD	MT
.359	.700	.012

#2 (C85)		
ID	OD	MT
.453	.835	.012

Teeth Washers - a firmer, tighter grasp, particularly in woven materials.



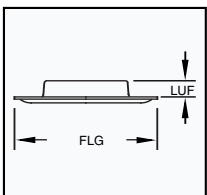
#0TW		
ID	OD	MT
.290	.570	.0115

#1TW		
ID	OD	MT
.350	.680	.014

#1TW		
ID	OD	MT
.350	.680	.014

#2TW		
ID	OD	MT
.468	.840	.012

Neck Washers - telescoping, barrel to barrel setting, reinforces the hole with two entire parts.



A1155* (Size #00)			
FLG	LUF	MT	
.425	.125	.010	

A1197* (Size #0)			
FLG	LUF	MT	
.531	.100	.010	

A1334 (Size #0)			
FLG	LUF	MT	
.562	.080	.009	

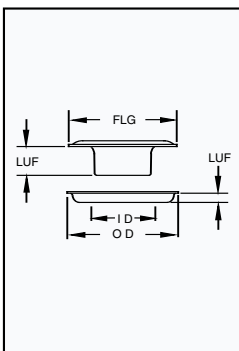
A1340* (Size #1)			
FLG	LUF	MT	
.705	.105	.010	

A1340* (Size #1)			
FLG	LUF	MT	
.705	.105	.010	

A3630* (Size #2)			
FLG	LUF	MT	
.840	.095	.013	

* INDICATES SCORED EYELETS

Self-Piercing Grommets and Washers - will pierce most fabrics without pre-punching a hole, while setting the grommet and washer in the same action.



SPG/SPW #0				
Hole Size 1/4"				
SPG	FLG	LUF	MT	
	.550	.165	.015	
SPW	ID	OD	MT	
	.337	.575	.011	

SPG/SPW #1				
Hole Size 5/16"				
SPG	FLG	LUF	MT	
	.630	.200	.015	
SPW	ID	OD	MT	
	.400	.655	.011	






SPG/SPW #1L				
Hole Size 5/16"				
SPG	FLG	LUF	MT	
	.630	.275	.015	
SPW	ID	OD	MT	
	.400	.655	.011	






SPG/SPW #2				
Hole Size 3/8"				
SPG	FLG	LUF	MT	
	.750	.200	.015	
SPW	ID	OD	MT	
	.437	.770	.011	

SPG/SPW #3				
Hole Size 7/16"				
SPG	FLG	LUF	MT	
	.970	.185	.015	
SPW	ID	OD	MT	
	.546	.970	.011	

with Plain, Teeth and Neck Washers

Stimpson Grommets and Washers are made from Brass, Aluminum and Zinc, and are available in base metal or with popular finishes such as Nickel or Dull Black Chemical. Many sizes are also available in Stainless Steel.

<p>#2J Hole Size 3/8"</p>  <table border="1"> <tr><td>FLG</td><td>LUF</td><td>MT</td></tr> <tr><td>.840</td><td>.260</td><td>.016</td></tr> </table>	FLG	LUF	MT	.840	.260	.016	<p>#3 Hole Size 7/16"</p>  <table border="1"> <tr><td>FLG</td><td>LUF</td><td>MT</td></tr> <tr><td>.970</td><td>.295</td><td>.014</td></tr> </table>	FLG	LUF	MT	.970	.295	.014	<p>#4 Hole Size 1/2"</p>  <table border="1"> <tr><td>FLG</td><td>LUF</td><td>MT</td></tr> <tr><td>1.050</td><td>.374</td><td>.016</td></tr> </table>	FLG	LUF	MT	1.050	.374	.016	<p>#5 Hole Size 5/8"</p>  <table border="1"> <tr><td>FLG</td><td>LUF</td><td>MT</td></tr> <tr><td>1.220</td><td>.330</td><td>.016</td></tr> </table>	FLG	LUF	MT	1.220	.330	.016	<p>#6 Hole Size 13/16"</p>  <table border="1"> <tr><td>FLG</td><td>LUF</td><td>MT</td></tr> <tr><td>1.750</td><td>.232</td><td>.020</td></tr> </table>	FLG	LUF	MT	1.750	.232	.020
FLG	LUF	MT																																
.840	.260	.016																																
FLG	LUF	MT																																
.970	.295	.014																																
FLG	LUF	MT																																
1.050	.374	.016																																
FLG	LUF	MT																																
1.220	.330	.016																																
FLG	LUF	MT																																
1.750	.232	.020																																

<p>#2 (C85)</p>  <table border="1"> <tr><td>ID</td><td>OD</td><td>MT</td></tr> <tr><td>.453</td><td>.835</td><td>.0126</td></tr> </table>	ID	OD	MT	.453	.835	.0126	<p>#3 (C86)</p>  <table border="1"> <tr><td>ID</td><td>OD</td><td>MT</td></tr> <tr><td>.530</td><td>.955</td><td>.013</td></tr> </table>	ID	OD	MT	.530	.955	.013	<p>#4 (C87)</p>  <table border="1"> <tr><td>ID</td><td>OD</td><td>MT</td></tr> <tr><td>.585</td><td>1.062</td><td>.013</td></tr> </table>	ID	OD	MT	.585	1.062	.013	<p>#5 (C88)</p>  <table border="1"> <tr><td>ID</td><td>OD</td><td>MT</td></tr> <tr><td>.740</td><td>1.205</td><td>.0135</td></tr> </table>	ID	OD	MT	.740	1.205	.0135	<p>#6 (C288)</p>  <table border="1"> <tr><td>ID</td><td>OD</td><td>MT</td></tr> <tr><td>.875</td><td>1.828</td><td>.020</td></tr> </table>	ID	OD	MT	.875	1.828	.020
ID	OD	MT																																
.453	.835	.0126																																
ID	OD	MT																																
.530	.955	.013																																
ID	OD	MT																																
.585	1.062	.013																																
ID	OD	MT																																
.740	1.205	.0135																																
ID	OD	MT																																
.875	1.828	.020																																

<p>#2JTW</p>  <table border="1"> <tr><td>ID</td><td>OD</td><td>MT</td></tr> <tr><td>.468</td><td>.840</td><td>.016</td></tr> </table>	ID	OD	MT	.468	.840	.016	<p>#3TW</p>  <table border="1"> <tr><td>ID</td><td>OD</td><td>MT</td></tr> <tr><td>.545</td><td>.945</td><td>.013</td></tr> </table>	ID	OD	MT	.545	.945	.013	<p>#4TW</p>  <table border="1"> <tr><td>ID</td><td>OD</td><td>MT</td></tr> <tr><td>.593</td><td>1.050</td><td>.016</td></tr> </table>	ID	OD	MT	.593	1.050	.016	<p>#5TW</p>  <table border="1"> <tr><td>ID</td><td>OD</td><td>MT</td></tr> <tr><td>.720</td><td>1.190</td><td>.017</td></tr> </table>	ID	OD	MT	.720	1.190	.017
ID	OD	MT																									
.468	.840	.016																									
ID	OD	MT																									
.545	.945	.013																									
ID	OD	MT																									
.593	1.050	.016																									
ID	OD	MT																									
.720	1.190	.017																									

<p>A3630* (Size #2)</p>  <table border="1"> <tr><td>FLG</td><td>LUF</td><td>MT</td></tr> <tr><td>.840</td><td>.095</td><td>.013</td></tr> </table>	FLG	LUF	MT	.840	.095	.013	<p>A3655* (Size #3)</p>  <table border="1"> <tr><td>FLG</td><td>LUF</td><td>MT</td></tr> <tr><td>.945</td><td>.125</td><td>.014</td></tr> </table>	FLG	LUF	MT	.945	.125	.014	<p>A3721* (Size #4)</p>  <table border="1"> <tr><td>FLG</td><td>LUF</td><td>MT</td></tr> <tr><td>1.050</td><td>.125</td><td>.015</td></tr> </table>	FLG	LUF	MT	1.050	.125	.015
FLG	LUF	MT																		
.840	.095	.013																		
FLG	LUF	MT																		
.945	.125	.014																		
FLG	LUF	MT																		
1.050	.125	.015																		

PACKAGING: Normally Grommets and Washers are shipped in bulk, however they may also be packed in 1, 5 or 10 gross boxes at additional cost. Self-Piercing Grommets and Washers are packed 500 pieces to a box at no additional cost.

AVAILABILITY: Stimpson maintains the largest inventory of Grommets and Washers in the industry. In most cases, even orders calling for popular finishes will be in stock.

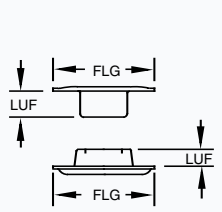




GOVERNMENT CONTRACTS: Stimpson Grommets and Washers conform to U.S. Military specifications and may be ordered by Military **Type** and **Class** Numbers.

All dimensions are in inches.
Photos approximate actual size.
Hole size is approximate measurement after setting.
MT= metal thickness



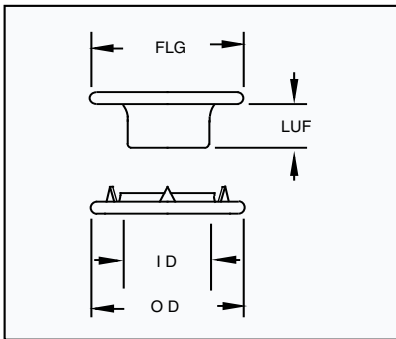
Telescoping Eyelets with Neck Washers

The eyelet alternative in a telescoping setting. Additional sizes are available.

	<p>A1445/A1155* Hole Size .177</p>  <table border="1"> <tr><td>FLG</td><td>.403/.425</td></tr> <tr><td>LUF</td><td>.210/.125</td></tr> <tr><td>MT</td><td>.0135/.010</td></tr> </table>	FLG	.403/.425	LUF	.210/.125	MT	.0135/.010	<p>A1181/A1197* Hole Size .273</p>  <table border="1"> <tr><td>FLG</td><td>.535/.531</td></tr> <tr><td>LUF</td><td>.155/.100</td></tr> <tr><td>MT</td><td>.010/.010</td></tr> </table>	FLG	.535/.531	LUF	.155/.100	MT	.010/.010	<p>A1998/A1197* Hole Size .270</p>  <table border="1"> <tr><td>FLG</td><td>.540/.531</td></tr> <tr><td>LUF</td><td>.120/.100</td></tr> <tr><td>MT</td><td>.016/.010</td></tr> </table>	FLG	.540/.531	LUF	.120/.100	MT	.016/.010	<p>A1333/A1334 Hole Size .274</p>  <table border="1"> <tr><td>FLG</td><td>.545/.562</td></tr> <tr><td>LUF</td><td>.145/.080</td></tr> <tr><td>MT</td><td>.013/.009</td></tr> </table>	FLG	.545/.562	LUF	.145/.080	MT	.013/.009
FLG	.403/.425																											
LUF	.210/.125																											
MT	.0135/.010																											
FLG	.535/.531																											
LUF	.155/.100																											
MT	.010/.010																											
FLG	.540/.531																											
LUF	.120/.100																											
MT	.016/.010																											
FLG	.545/.562																											
LUF	.145/.080																											
MT	.013/.009																											

Rolled Rim Grommets with Spur Washers

Made from Brass, Zinc, and in many sizes, Stainless Steel, Stimpson Rolled Rim Grommets and Spur Washers interlock, with their teeth grasping the material, providing a rugged, unyielding setting. Also available in popular finishes such as Nickel and Dull Black Chemical.



#0
Hole Size 9/32"

Grommet Dimensions		
FLG	LUF	MT
.670	.175	.016

Washer Dimensions		
ID	OD	MT
.345	.645	.016

#0L
Hole Size 9/32"

Grommet Dimensions		
FLG	LUF	MT
.670	.240	.016

Washer Dimensions		
ID	OD	MT
.345	.645	.016

#0XL
Hole Size 9/32"

Grommet Dimensions		
FLG	LUF	MT
.670	.300	.016

Washer Dimensions		
ID	OD	MT
.345	.645	.016

#4
Hole Size 9/16"

Grommet Dimensions		
FLG	LUF	MT
1.120	.320	.020

Washer Dimensions		
ID	OD	MT
.645	1.120	.020

#5
Hole Size 5/8"

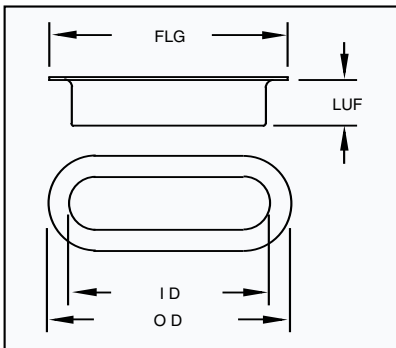
Grommet Dimensions		
FLG	LUF	MT
1.285	.380	.021

Washer Dimensions		
ID	OD	MT
.777	1.270	.021

#6
Hole Size 3/4"

Grommet Dimensions		
FLG	LUF	MT
1.535	.420	.025

Washer Dimensions		
ID	OD	MT
.875	1.505	.025



All dimensions are in inches.
Photos approximate actual size.
Hole size is approximate measurement after setting.
MT= metal thickness

Oblong Grommets & Washers

A670/C501

Grommet Dimensions	
FLG	LUF
1.315 X .665	.225

Washer Dimensions	
ID	OD
.275 X .930	.625 X 1.290

A671/C264

Grommet Dimensions	
FLG	LUF
2.015 X .915	.332








Washer Dimensions	
ID	OD
.420 X 1.532	.915 X 2.010

A1496/C714




Grommet Dimensions	
FLG	LUF
2.375 X .965	.308

Washer Dimensions	
ID	OD
.468 X 1.812	.968 X 2.375

Stimpson maintains the largest inventory of Grommets and Washers in the industry. All Stimpson Grommets and Washers meet with the latest Military and Commercial Specifications.

<p>#1 Hole Size 13/32"</p>  <p>Grommet Dimensions FLG LUF MT .790 .205 .016 Washer Dimensions ID OD MT .455 .790 .016</p>	<p>#2 Hole Size 7/16"</p>  <p>Grommet Dimensions FLG LUF MT .890 .255 .018 Washer Dimensions ID OD MT .512 .890 .018</p>	<p>#2XL Hole Size 7/16"</p>  <p>Grommet Dimensions FLG LUF MT .890 .348 .018 Washer Dimensions ID OD MT .512 .890 .018</p>	<p>#3 Hole Size 15/32"</p>  <p>Grommet Dimensions FLG LUF MT .970 .255 .020 Washer Dimensions ID OD MT</p>
<p>#7 Hole Size 29/32"</p>  <p>Grommet Dimensions FLG LUF MT 1.725 .446 .020 Washer Dimensions ID OD MT 1.062 1.725 .020</p>	<p>#8 Hole Size 1-3/32"</p>  <p>Grommet Dimensions FLG LUF MT 1.865 .465 .025 Washer Dimensions ID OD MT 1.195 1.910 .020</p>	<p>D5282/D5274 Hole Size 1-1/2"</p>  <p>Grommet Dimensions FLG LUF MT 2.390 .355 .020 Washer Dimensions ID OD MT 1.560 2.360 .020</p>	

Stimpson Oblong Grommets and Washers can be made from Brass, Aluminum, Zinc or Stainless Steel. Our most popular sizes are displayed below.


<p>A591/C189</p>  <p>Grommet Dimensions FLG LUF 1.125 X .690 .222 Washer Dimensions ID OD .400 X .800 .685 X 1.125</p>	<p>A113/C118</p>  <p>Grommet Dimensions FLG LUF 1.406 X .565 .269 Washer Dimensions ID OD .312 X 1.187 .562 X 1.437</p>	<p>A3537/C829</p>  <p>Grommet Dimensions FLG LUF MT 1.405 X 1.035 .285 .014 Washer Dimensions ID OD MT .925 X .575 1.405 X 1.035 .014</p>
---	--	--

An Introduction to



Eyelets

No matter where you are, you're always surrounded by STIMPSON EYELETS. They're all over your home; in your appliances, electrical circuits, tools, children's toys, clothing, shoes, sneakers, furniture, lighting fixtures, outlets and switches, heating units, alarms, and more. They'll surround you in your car, on planes, trains, buses...even in space shuttles; and when you go to work, shopping or the gym, you'll find them there also.

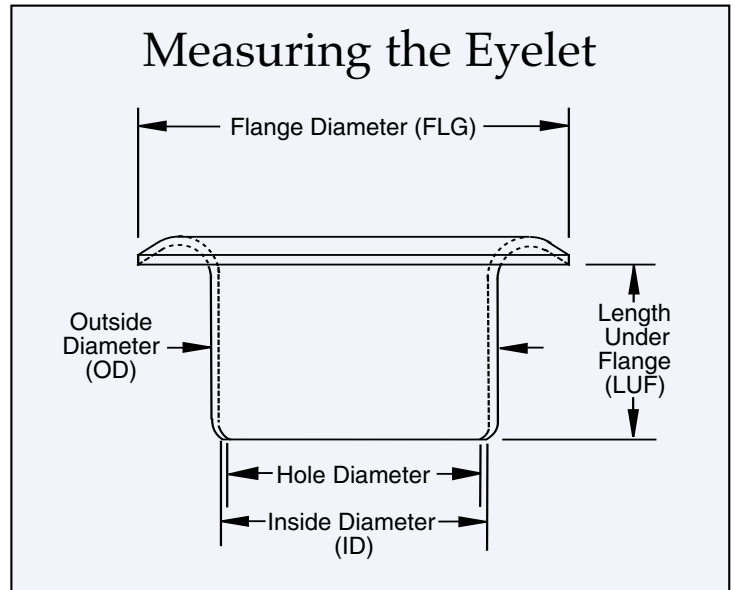
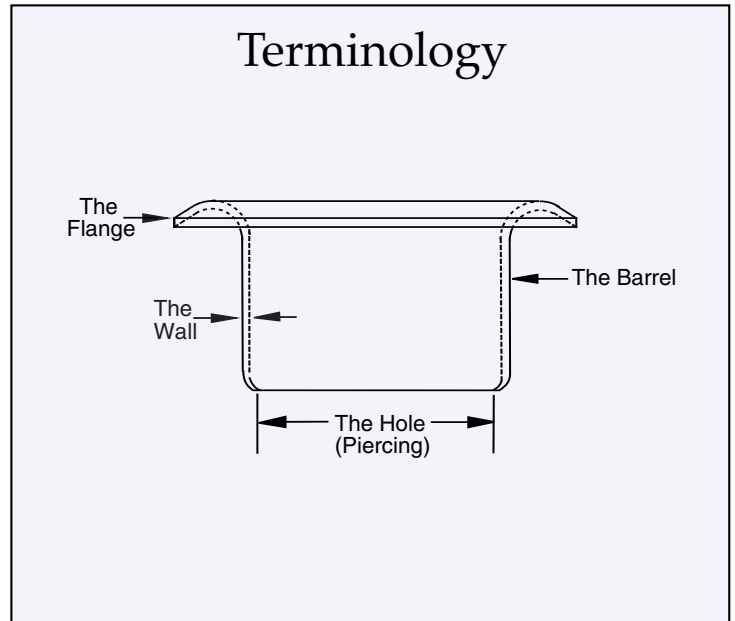


Small, inexpensive, and often not seen, STIMPSON EYELETS are an indispensable ingredient in the successful production of most every manufacturing industry. On the pages that follow, we will introduce you to some of the over 3,800 sizes and styles we ship worldwide. For more information regarding STIMPSON EYELETS, please request our Eyelet Catalog.

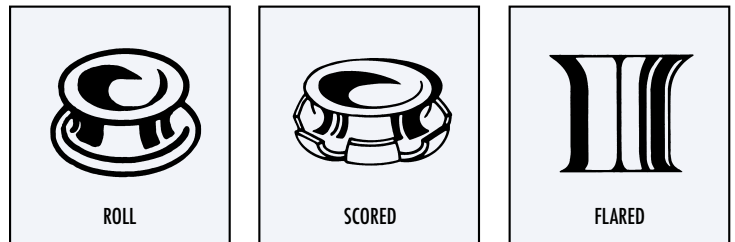
We now provide the following "Introduction to Stimpson Eyelets" to acquaint you with their many characteristics, and we invite you to speak with our Customer Service Representatives about your eyeleting needs. STIMPSON EYELETS are the low cost, reliable solution to thousands of fastening requirements.

Standard Tolerances

<u>Dimensions</u>	<u>Tolerance</u>
Flange Diameter	+/- .005"
Outside Diameter	+/- .002"
Length Under Flange	+/- .005"
Hole Diameter	usually .005" smaller than mean inside diameter



Settings



There are three basic types of settings...Roll (or coil), Scored, or Flared. The most common is the Roll which provides a smooth, rounded, uniform surface. A Scored setting divides the end of the barrel into equal segments to provide extra grip strength in soft materials. A Flared setting is commonly used in PC boards and provides a funnel appearance often used for soldering.

The Flange

Rolled Flange: A finished and decorative appearance make the Rolled Flange a popular choice. When set, the under edges of the flange lend well to obtaining a tight setting by gripping the work.

Flat Flange: Usually selected when minimum above surface projection is desired, or where a recessed hole is used for clearance requirements. In soft or thin materials they may be chosen to avoid the flange cutting through the material.

Clipped Flange: Where space constraints require virtually no flange, the usual flange area is clipped (trimmed) as close as possible to the outside diameter of the barrel.



Funnel Flange: Popular in the electronics industry for easy insertion of leads, and/or trapping of solder flow on PC boards. Used for costume jewelry where gem stones are glued into the funnel contour.

Bell Flange: Also ideal for easy acceptance of leads. The rounded inner contour reduces abrasion where wire, cord, or rope is passed through the length of the barrel.

Embossed Flange: Combines the contour of the rolled and flat flange to provide the holding power of the roll with a flat outer edge to reduce the chance of cutting through the work.

Custom Flanges: A wide variety of custom shape flanges are available for unique applications. Most of our standard eyelets can be altered to provide the configuration you may need.

The Barrel

Straight Barrel: Straight barrel eyelets are the most commonly used. The holes in the materials to be fastened together are usually the same size, and the straight barrel aids in alignment.

Tapered Barrel: The barrel has a definite tapering down of diameter from just under the flange to the bottom end. Desirable primarily in fastening soft materials since the taper provides an easy insertion into the work.

Shoulder Eyelets: So called because the barrel consists of two distinct diameters resulting in a stepped shoulder effect. Used to join parts with dissimilar hole sizes; or with the upper (larger) barrel portion acting as a spacer.



Closed End: A closed end can be used to fasten different pieces together while eliminating the pass through of air, dirt, grease, or other foreign matter. To set, the end of the barrel is bumped to collapse tightly against the work pieces. Also commonly used as a press fit into materials as a hole reinforcement to seat dowel, rods, etc.

Oblong and Square Barrels: In addition to the most common barrel styles described above, Oblong and Square Barrels are popular for specialized applications.

Pre-Coiled: Normally used as spacers, they are frequently molded in place in rubber or plastics.

Coil/Grip Ranges

No two applications being alike, it's impossible to offer specific standards as to how much barrel length there should be to obtain proper coil/grip. Too much length can result in barrel buckling (collapsing). Too little may mean loss of grip strength. Rigid materials usually need less; soft flexible

materials will need more, as a wide coil (to grip more material) is desirable. If parts fastened are exposed to unusual stresses, extra length is usually desirable, even though materials may be rigid in nature.

As a general guide in preliminary selection, the following should be helpful:

Eyelet Diameter:	3/64" to 1/16"	3/32" to 1/8"	5/32" to 3/16"	1/4" or more
Additional Length:	1/32"	1/16"	3/32"	1/8"

For final determination as to proper length, after selecting an eyelet let us make actual settings for your functional testing. Or, send samples of your components and we'll select an eyelet and forward the settings for your review.

Stimpson eyelets, over 3,800



▲ FLAT FLANGE



▲ BELL FLANGE



▲ SHOULDER




▲ CLOSED END



▲ FUNNEL FLANGE

sizes and styles to choose from



▲ ROLLED FLANGE



▲ SQUARE BARREL



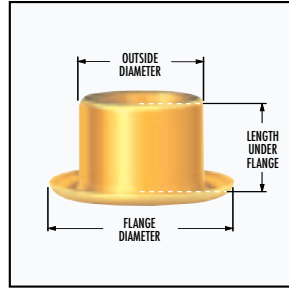
▲ OBLONG



▲ TELESCOPING



GS[®] Eyelets



Stimpson "Graduated Size" (GS[®]) Eyelets are as their name indicates... a system of standard eyelets incorporating a series of graduated increases (1/32 of an inch) in both length and outside barrel diameters. The result is 72 eyelets which will meet the requirements of most general purpose eyeleting applications.

Measurement in Inches

Nominal Hole Size	2/32	GS 2-2		GS 2-3		GS 2-4		GS 2-5		GS 2-6		GS 2-7	
Outside Diameter	.059												
Flange Diameter	.105												
Metal Thickness	.007												
Length Under Flange		2/32	.062	3/32	.093	4/32	.125	5/32	.156	6/32	.187	7/32	.219
		1.58		2.36		3.18		3.96		4.75		5.56	

Nominal Hole Size	3/32	GS 3-3		GS 3-4		GS 3-5		GS 3-6		GS 3-7		GS 3-8		
Outside Diameter	.089													
Flange Diameter	.150													
Metal Thickness	.009													
Length Under Flange		3/32		.093	4/32	.125	5/32	.156	6/32	.187	7/32	.219	8/32	.250
		2.36		3.18		3.96		4.75		5.56		6.35		

Nominal Hole Size	4/32	GS 4-3		GS 4-4		GS 4-5		GS 4-6		GS 4-7		GS 4-8		
Outside Diameter	.121													
Flange Diameter	.200													
Metal Thickness	.0095													
Length Under Flange		3/32		.093	4/32	.125	5/32	.156	6/32	.187	7/32	.219	8/32	.250
		2.36		3.18		3.96		4.75		5.56		6.35		

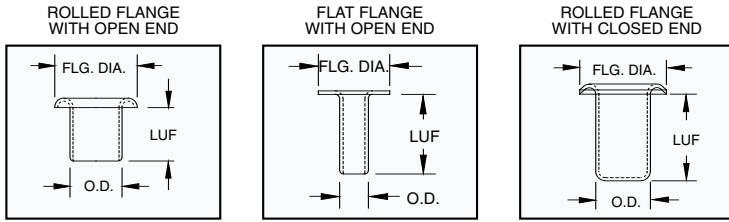
Nominal Hole Size	5/32	GS 5-3		GS 5-4		GS 5-5		GS 5-6		GS 5-7		GS 5-8		
Outside Diameter	.152													
Flange Diameter	.245													
Metal Thickness	.010													
Length Under Flange		3/32		.093	4/32	.125	5/32	.156	6/32	.187	7/32	.219	8/32	.250
		2.36		3.18		3.96		4.75		5.56		6.35		

Nominal Hole Size	6/32	GS 6-3		GS 6-4		GS 6-5		GS 6-6		GS 6-7		GS 6-8		
Outside Diameter	.183													
Flange Diameter	.290													
Metal Thickness	.0105													
Length Under Flange		3/32		.093	4/32	.125	5/32	.156	6/32	.187	7/32	.219	8/32	.250
		2.36		3.18		3.96		4.75		5.56		6.35		

Nominal Hole Size	7/32	GS 7-3		GS 7-4		GS 7-5		GS 7-6		GS 7-7		GS 7-8		
Outside Diameter	.215													
Flange Diameter	.340													
Metal Thickness	.011													
Length Under Flange		3/32		.093	4/32	.125	5/32	.156	6/32	.187	7/32	.219	8/32	.250
		2.36		3.18		3.96		4.75		5.56		6.35		

Nominal Hole Size	8/32	GS 8-3		GS 8-4		GS 8-5		GS 8-6		GS 8-7		GS 8-8		
Outside Diameter	.246													
Flange Diameter	.385													
Metal Thickness	.011													
Length Under Flange		3/32		.093	4/32	.125	5/32	.156	6/32	.187	7/32	.219	8/32	.250
		2.36		3.18		3.96		4.75		5.56		6.35		

In addition to our Rolled Flange GS® Eyelets shown in the chart below, GS® Eyelets can also be made with a Flat Flange, or with a Closed End.



GS® Eyelets are most commonly requested in brass, and are normally inventoried in large quantities. GS® Eyelets can also be made from steel, stainless steel, aluminum and copper.

ALL PHOTOS APPROXIMATE ACTUAL SIZE.

Measurement in Millimeters

1.50	Outside Diameter
2.67	Flange Diameter
.178	Metal Thickness

				Length Under Flange
--	--	--	--	---------------------

GS 3-9	GS 3-10	GS 3-11	GS 3-12	
9/32	10/32	11/32	12/32	
.281	.312	.344	.375	
7.14	7.92	8.74	9.53	Length Under Flange

2.26	Outside Diameter
3.81	Flange Diameter
.229	Metal Thickness

GS 4-9	GS 4-10	GS 4-11	GS 4-12	
9/32	10/32	11/32	12/32	
.281	.312	.344	.375	
7.14	7.92	8.74	9.53	Length Under Flange

3.07	Outside Diameter
5.08	Flange Diameter
.241	Metal Thickness

GS 5-9	GS 5-10	GS 5-11	GS 5-12	
9/32	10/32	11/32	12/32	
.281	.312	.344	.375	
7.14	7.92	8.74	9.53	Length Under Flange

3.86	Outside Diameter
6.22	Flange Diameter
.254	Metal Thickness

GS 6-9	GS 6-10	GS 6-11	GS 6-12	GS 6-13	GS 6-14	
9/32	10/32	11/32	12/32	13/32	14/32	
.281	.312	.344	.375	.406	.437	
7.14	7.92	8.74	9.53	10.31	11.10	Length Under Flange

4.65	Outside Diameter
7.37	Flange Diameter
.267	Metal Thickness

GS 7-9	GS 7-10	GS 7-11	GS 7-12	GS 7-13	GS 7-14	
9/32	10/32	11/32	12/32	13/32	14/32	
.281	.312	.344	.375	.406	.437	
7.14	7.92	8.74	9.53	10.31	11.10	Length Under Flange

5.46	Outside Diameter
8.64	Flange Diameter
.279	Metal Thickness

GS 8-9	GS 8-10	GS 8-11	GS 8-12	GS 8-13	GS 8-14	
9/32	10/32	11/32	12/32	13/32	14/32	
.281	.312	.344	.375	.406	.437	
7.14	7.92	8.74	9.53	10.31	11.10	Length Under Flange

6.25	Outside Diameter
9.78	Flange Diameter
.279	Metal Thickness

Shoe Eyelets

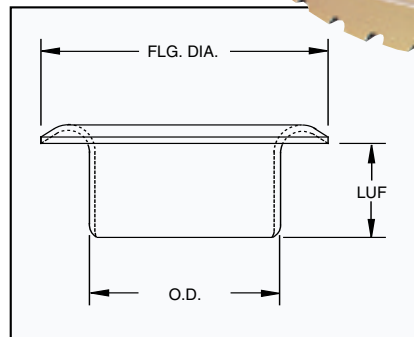


....Always a step Ahead

Stimpson Shoe Eyelets provide the variety of sizes, styles and fashion finishes needed to complement your fine footwear styling.




Trade Size #00



NOTES REGARDING DIMENSIONS:
 OD = Outside Diameter. Eyelets with two OD measurements indicate a tapered barrel.
 LUF = Length Under Flange
 FLG = Flange Diameter
 MT = Metal Thickness
 1st Line = Inches
 2nd Line = Millimeters


Trade Size #1

#1 ROLL
A1928 Aluminum




OD	LUF	FLG	MT
.208/.192	.142	.345	.016
5.28/4.88	3.61	8.76	0.41

#1 ROLL
A2282 Brass & Steel



OD	LUF	FLG	MT
.204	.153	.343	.011
5.18	3.89	8.71	0.28


#1 SCORED
A2000 Aluminum



OD	LUF	FLG	MT
.201	.155	.345	.016
5.11	3.94	8.76	0.41

Trade Size #2

#2 ROLL
A2187 Aluminum




OD	LUF	FLG	MT
.177	.138	.300	.016
4.50	3.51	7.62	0.41

ALL PHOTOS APPROXIMATE ACTUAL SIZE.


Trade Size #3

#3 ROLL
A2014 Aluminum




OD	LUF	FLG	MT
.157	.122	.253	.015
3.99	3.10	6.43	0.38

#3 ROLL
A2235 Brass & Steel




OD	LUF	FLG	MT
.158	.135	.250	.008
4.01	3.43	6.35	0.20

#3 SCORED
A2227 Aluminum




OD	LUF	FLG	MT
.157	.122	.253	.015
3.99	3.10	6.43	0.38

#3 SCORED
A1202 Brass & Steel



OD	LUF	FLG	MT
.158	.135	.250	.008
4.01	3.43	6.35	0.20


#3 LONG ROLL
A2263 Aluminum



OD	LUF	FLG	MT
.158	.150	.255	.015
4.01	3.81	6.48	0.38


Hexagon & Boot Eyelets

SMALL HEXAGON
A3660 Brass




OD	LUF	FLG	MT
.185	.175	.330	.011
4.70	4.45	8.38	0.28

MEDIUM HEXAGON
A2096 Brass




OD	LUF	FLG	MT
.226/.216	.166	.375	.0126
5.74/5.49	4.22	9.53	0.32

AA HEXAGON
A3680 Brass




OD	LUF	FLG	MT
.228	.230	.380	.011
5.79	5.84	9.65	0.28

LARGE HEXAGON
A3293 Brass




OD	LUF	FLG	MT
.221/.216	.190	.468	.012
5.61/5.49	4.83	11.89	0.30

LARGE HEXAGON LONG
A3467 Brass




OD	LUF	FLG	MT
.224	.212	.463	.012
5.69	5.38	11.76	0.30

LARGE HEXAGON HVY
A2626 Brass



OD	LUF	FLG	MT
.225/.220	.190	.468	.014
5.72/5.59	4.83	11.89	0.36

MILITARY BOOT
A2639 Aluminum




OD	LUF	FLG	MT
.297/.285	.198	.490	.016
7.54/7.24	5.03	12.45	0.41

MILITARY BOOT LONG
A3476 Aluminum



OD	LUF	FLG	MT
.297/.285	.218	.490	.016
7.54/7.24	5.54	12.45	0.41

EX. HVY LOGGING BOOT
A3603 Brass



OD	LUF	FLG	MT
.230/.221	.220	.390	.018
5.84/5.61	5.59	9.91	0.46

Telescoping Eyelets and Neck Washers

Invisible Eyelets

INCHES
MILLIMETERS

**#1 INVISIBLE
A2601 Aluminum**



OD	LUF	FLG	MT
.230/.209	.135	.333	.014
5.84/5.31	3.43	8.46	0.36

**#2 INVISIBLE
A3639 Aluminum**



OD	LUF	FLG	MT
.184/.156	.136	.298	.014
4.67/3.96	3.45	7.57	0.36

**#2 INVISIBLE
A2179 Brass & Steel**



OD	LUF	FLG	MT
.181/.150	.130	.298	.0085
4.60/3.81	3.30	7.57	0.22

**#3 INVISIBLE
A2050 Aluminum**



OD	LUF	FLG	MT
.157/.132	.124	.238	.016
3.99/3.35	3.15	6.05	0.41

**#3 INVISIBLE
A2068 Aluminum**



OD	LUF	FLG	MT
.175/.146	.124	.255	.016
4.45/3.71	3.15	6.48	0.41

**#3 INVISIBLE
A2557 Brass & Steel**



OD	LUF	FLG	MT
.166/.134	.130	.255	.009
4.22/3.40	3.30	6.48	0.23

**#00 ROLL
A1967 Aluminum**



OD	LUF	FLG	MT
.277	.157	.490	.016
7.04	3.99	12.45	0.41

**#00 ROLL
A2400 Brass & Steel**



OD	LUF	FLG	MT
.275	.150	.495	.011
6.99	3.81	12.57	0.28

**#00 LONG ROLL
A 3625 Aluminum**



OD	LUF	FLG	MT
.282	.182	.493	.016
7.16	4.62	12.52	0.41

**#00 LONG ROLL
A2620 Brass & Steel**



OD	LUF	FLG	MT
.280/.272	.180	.488	.012
7.11/6.91	4.57	12.40	0.30

**#00 EX. LONG ROLL
A3654 Aluminum**



OD	LUF	FLG	MT
.280	.210	.495	.016
7.11	5.33	12.57	0.41

**J.L. ROLL
A1942 Aluminum**



OD	LUF	FLG	MT
.321/.288	.222	.515	.018
8.15/7.32	5.64	13.08	0.46

**J.L. ROLL
A3165 Brass & Steel**



OD	LUF	FLG	MT
.290/.270	.225	.510	.013
7.37/6.86	5.72	12.95	0.33

Trade Size AA

**AA ROLL SHORT
A2690 Aluminum**



OD	LUF	FLG	MT
.220	.125	.390	.015
5.59	3.18	9.91	0.38

**AA ROLL
A2269 Aluminum**



OD	LUF	FLG	MT
.220	.168	.390	.015
5.59	4.27	9.91	0.38

**AA ROLL
A2605 Brass & Steel**



OD	LUF	FLG	MT
.215	.150	.390	.008
5.46	3.81	9.91	0.20

**AA FLAT
A3575 Brass**



OD	LUF	FLG	MT
.235/.220	.190	.400	.013
5.97/5.59	4.83	10.16	0.33

**AA SCORED
A2272 Aluminum**



OD	LUF	FLG	MT
.220	.168	.390	.015
5.59	4.27	9.91	0.38

**AA SCORED
A289 Brass & Steel**



OD	LUF	FLG	MT
.215	.165	.390	.008
5.46	4.19	9.91	0.20

**AA LONG ROLL
A2030 Aluminum**



OD	LUF	FLG	MT
.220	.188	.390	.015
5.59	4.78	9.91	0.38

**AA LONG ROLL
A2617 Brass & Steel**



OD	LUF	FLG	MT
.215	.188	.388	.010
5.46	4.78	9.86	0.25

**AA EX. LONG ROLL
A3138 Aluminum**



OD	LUF	FLG	MT
.227/.220	.220	.385	.018
5.77/5.59	5.59	9.78	0.46

**AA EX. LONG ROLL
A3433 Brass & Steel**



OD	LUF	FLG	MT
.228	.217	.390	.012
5.79	5.51	9.91	0.30

**AA LONG SCORED
A2236 Aluminum**



OD	LUF	FLG	MT
.220	.188	.390	.015
5.59	4.78	9.91	0.38

**AA LONG SCORED
A2711 Brass & Steel**



OD	LUF	FLG	MT
.215	.190	.388	.010
5.46	4.83	9.86	0.25

**AA EX. LONG SCORED
A3592 Brass & Steel**



OD	LUF	FLG	MT
.215	.215	.388	.010
5.46	5.46	9.86	0.25

**#1 SCORED
A2041 Brass & Steel**



OD	LUF	FLG	MT
.204	.153	.343	.011
5.18	3.89	8.71	0.28

**#1 FLAT SCORED
A3115 Brass & Steel**



OD	LUF	FLG	MT
.202	.180	.360	.009
5.13	4.57	9.14	0.23

**#1 LONG ROLL
A1979 Aluminum**



OD	LUF	FLG	MT
.200/.190	.182	.343	.016
5.08/4.83	4.62	8.71	0.41

**#1 LONG ROLL
A2380 Brass & Steel**



OD	LUF	FLG	MT
.204	.185	.345	.009
5.18	4.70	8.76	0.23

**#1 EX. LONG ROLL
A1685 Aluminum**



OD	LUF	FLG	MT
.200	.212	.343	.016
5.08	5.38	8.71	0.41

**#1 LONG SCORED
A2374 Aluminum**



OD	LUF	FLG	MT
.200/.190	.187	.343	.016
5.08/4.83	4.75	8.71	0.41

**#1 LONG SCORED
A2379 Brass & Steel**



OD	LUF	FLG	MT
.204	.185	.345	.009
5.18	4.70	8.76	0.23

**#2 ROLL
A1387 Brass & Steel**



OD	LUF	FLG	MT
.173	.142	.300	.012
4.39	3.61	7.62	0.30

**#2 SCORED
A2101 Aluminum**



OD	LUF	FLG	MT
.177	.138	.300	.016
4.50	3.51	7.62	0.41

**#2 SCORED
A2058 Brass & Steel**



OD	LUF	FLG	MT
.183	.142	.300	.010
4.65	3.61	7.62	0.25

**#2 LONG ROLL
A2343 Aluminum**



OD	LUF	FLG	MT
.180	.165	.300	.013
4.57	4.19	7.62	0.33

**#2 LONG ROLL
A2372 Brass & Steel**



OD	LUF	FLG	MT
.180	.162	.303	.009
4.57	4.11	7.70	0.23

**#2 EX. LONG ROLL
A2627 Brass & Steel**



OD	LUF	FLG	MT
.180	.190	.300	.013
4.57	4.83	7.62	0.33

**#2 LONG SCORED
A2367 Brass & Steel**



OD	LUF	FLG	MT
.180	.162	.303	.009
4.57	4.11	7.70	0.23

**#3 LONG SCORED
A2265 Aluminum**



OD	LUF	FLG	MT
.158	.150	.255	.015
4.01	3.81	6.48	0.38

**#3 LONG SCORED
A2647 Brass & Steel**



OD	LUF	FLG	MT
.156	.160	.255	.010
3.96	4.06	6.48	0.25

**#4 ROLL
A2013 Brass & Steel**

For Tags, Envelopes, Binders, Polybags

“Tag and Polybag” Flat Flange Eyelets

A3730 Zinc			
OD	LUF	FLG	MT
.194/.188	.089	.256	.0115
4.93/4.78	2.26	6.50	2.92

A1951 Zinc			
OD	LUF	FLG	MT
.195/.190	.093	.254	.0115
4.95/4.83	2.36	6.45	.292

A168 Aluminum, Brass, Zinc			
OD	LUF	FLG	MT
.196	.095	.250	.008
4.98	2.41	6.35	.203

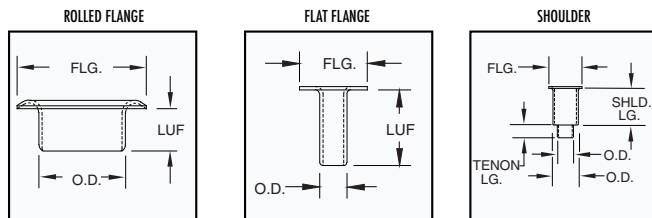
A34 Brass & Zinc			
OD	LUF	FLG	MT
.215/.205	.092	.330	.008
5.46/5.21	2.34	8.38	.203

Designed and manufactured to run in today's high speed machinery, Stimpson eyelets provide the exacting tolerances needed to insure uninterrupted production. These proven industry standards have been developed over time to meet almost any production requirement. Our GS® Eyelets, Grommets & Washers, CE® Rivets and Corners provide the complete package of fastener products for your industry.



NOTES REGARDING DIMENSIONS:
OD = Outside Diameter. Eyelets with two OD measurements indicate a tapered barrel.
LUF = Length Under Flange
FLG = Flange Diameter
MT = Metal Thickness
1st Line = Inches
2nd Line = Millimeters

Measuring the Eyelet...



Supporting product lines
found elsewhere in this catalog...




ALL PHOTOS ARE APPROXIMATE ACTUAL SIZE.

A2491
Brass, Steel, Zinc



OD	LUF	FLG	MT
.245	.095	.324	.010
6.22	2.41	8.23	.254

A35
Aluminum, Brass, Steel, Zinc




OD	LUF	FLG	MT
.260/.250	.132	.375	.008
6.60/6.35	3.35	9.53	.203

A2658
Aluminum, Brass, Steel



OD	LUF	FLG	MT
.341	.115	.450	.008
8.66	2.92	11.43	.203

A36
Aluminum, Brass, Steel, Zinc



OD	LUF	FLG	MT
.342	.092	.460	.008
8.69	2.34	11.68	.203

A38
Brass & Zinc



OD	LUF	FLG	MT
.343	.131	.468	.009
8.71	3.33	11.89	.229


A558
Brass & Zinc



OD	LUF	FLG	MT
.356	.110	.475	.010
9.04	2.79	12.07	.254


“Button and String Envelope” Eyelets

A1403
Brass (scored)




OD	LUF	FLG	MT
.148/.140	.149	.218	.007
3.76/3.56	3.78	5.54	.178

A22
Brass & Zinc




OD	LUF	FLG	MT
.148/.140	.149	.218	.007
3.76/3.56	3.78	5.54	.178

A1119
Brass & Zinc (scored)




OD	LUF	FLG	MT
.151/.147	.117	.225	.008
3.84/3.73	2.97	5.72	.203

A3576
Brass



OD	LUF	FLG	MT
.148/.140	.148	.218	.008
3.76/3.56	3.76	5.54	.203


A3577
Brass



OD	LUF	FLG	MT
.151/.147	.117	.225	.008
3.84/3.73	2.97	5.72	.203

Rolled Flange Eyelets for Ribbons, Folders, Financial and Legal Documents

A942
Aluminum, Brass, Steel, Zinc




OD	LUF	FLG	MT
.185	.145	.312	.008
4.70	3.68	7.92	.203

A211
Aluminum, Brass, Steel, Zinc




OD	LUF	FLG	MT
.185	.147	.285	.010
4.70	3.73	7.24	.254

A737
Brass, Steel, Zinc



OD	LUF	FLG	MT
.185/.175	.182	.285	.010
4.70/4.45	4.62	7.24	.254

A740
Aluminum, Brass, Steel



OD	LUF	FLG	MT
.185	.102	.285	.009
4.70	2.59	7.24	.229

Shoulder Eyelets for Looseleaf Binders

A3417
Steel



OD	FLG	Shldr Lg	Tenon Lg	MT
.204/.176	.375	.357	.062	.012
5.18/4.47	9.53	9.07	1.57	.305

A3634
Steel



OD	FLG	Shldr Lg	Tenon Lg	MT
.237/.178	.375	.329	.062	.014
6.02/4.52	9.53	8.36	1.57	.356

A2145
Brass & Steel



OD	FLG	Shldr Lg	Tenon Lg	MT
.237/.180	.375	.495	.094	.0145
6.02/4.57	9.53	12.57	2.39	.368

Envelope Snaps and Clasps

D4980
Snap Set



D5689



D2756



D4756




Eyelets for the Apparel Industry


Industry Standards

From Industry Standards, dressed-up with popular finishes such as nickel, brass or shades of antique bronze...to decorative flanges anodized in 30 eye-catching colors... the choice is yours.




ALL PHOTOS APPROXIMATE ACTUAL SIZE.
1st Line = Inches
2nd Line = Millimeters

A2058
Brass & Steel




OD	LUF	FLG	MT
.183	.142	.300	.010
4.65	3.61	7.62	0.25

A942
Aluminum, Brass, Steel



OD	LUF	FLG	MT
.185	.145	.312	.008
4.70	3.68	7.92	0.20


A289
Aluminum, Brass, Steel



OD	LUF	FLG	MT
.215	.165	.390	.008
5.46	4.19	9.91	0.20

Ruffled Flange

A3607
Aluminum



OD	LUF	FLG	MT
.185	.145	.312	.008
4.70	3.68	7.92	0.20


A3624
Aluminum



OD	LUF	FLG	MT
.215	.160	.390	.013
5.46	4.06	9.91	0.33


Washers

C62




ID	OD
.218	.375
5.54	9.53

C62




ID	OD
.218	.375
5.54	9.53

C63



ID	OD
.188	.375
4.78	9.53


C790



ID	OD
.220	.463
5.59	11.76


Popular Fashion

A3660
Brass




OD	LUF	FLG	MT
.185	.175	.330	.011
4.70	4.45	8.38	0.28

A3467
Brass



OD	LUF	FLG	MT
.224	.212	.463	.012
5.69	5.38	11.76	0.30

A2727
Brass



OD	LUF	FLG	MT
.225	.220	.510	.014
5.72	5.59	12.95	0.36

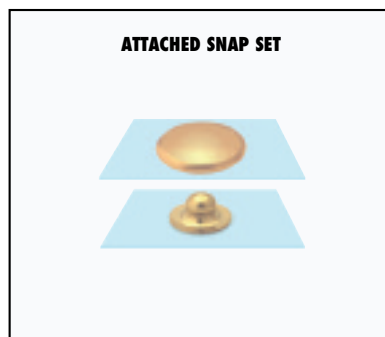
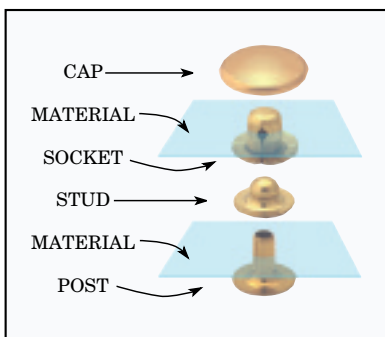
Snap Fasteners

The combinations displayed are a representation of the variety of quality Snap Fasteners offered by Stimpson.













Most Snap Fasteners are available in both brass and steel, with varying sized posts to accommodate material thickness. Popular finishes include nickel and dull black chemical.

Stimpson Ring Snaps conform to MIL-F-10884, MS 27980 and MS 27981.

Please see page 19 for Envelope Snaps and page 26 for Battery Snaps, and page 35 for the latest additions to this product line.



Ring Snap Sets

	SET D4617 (24 Line)	SET D4902 (20 Line)	SET D4862 (20 Line Long)																		
CAP	<p>D4543</p>  <table border="1"> <thead> <tr> <th>Cap Diameter</th> <th>Length Under Cap</th> </tr> </thead> <tbody> <tr> <td>.598</td> <td>.177</td> </tr> <tr> <td>15.19</td> <td>4.50</td> </tr> </tbody> </table>	Cap Diameter	Length Under Cap	.598	.177	15.19	4.50	<p>D4861</p>  <table border="1"> <thead> <tr> <th>Cap Diameter</th> <th>Length Under Cap</th> </tr> </thead> <tbody> <tr> <td>.510</td> <td>.142</td> </tr> <tr> <td>12.95</td> <td>3.61</td> </tr> </tbody> </table>	Cap Diameter	Length Under Cap	.510	.142	12.95	3.61	<p>D4861</p>  <table border="1"> <thead> <tr> <th>Cap Diameter</th> <th>Length Under Cap</th> </tr> </thead> <tbody> <tr> <td>.510</td> <td>.142</td> </tr> <tr> <td>12.95</td> <td>3.61</td> </tr> </tbody> </table>	Cap Diameter	Length Under Cap	.510	.142	12.95	3.61
Cap Diameter	Length Under Cap																				
.598	.177																				
15.19	4.50																				
Cap Diameter	Length Under Cap																				
.510	.142																				
12.95	3.61																				
Cap Diameter	Length Under Cap																				
.510	.142																				
12.95	3.61																				
SOCKET	<p>D4511</p> 	<p>D4858</p> 	<p>D4858</p> 																		
STUD	<p>D4547</p> 	<p>D4859</p> 	<p>D4859</p> 																		
POST	<p>D4629</p>  <table border="1"> <thead> <tr> <th>Head Diameter</th> <th>Length Under Head</th> </tr> </thead> <tbody> <tr> <td>.562</td> <td>.239</td> </tr> <tr> <td>14.27</td> <td>6.07</td> </tr> </tbody> </table>	Head Diameter	Length Under Head	.562	.239	14.27	6.07	<p>D4902</p>  <table border="1"> <thead> <tr> <th>Head Diameter</th> <th>Length Under Head</th> </tr> </thead> <tbody> <tr> <td>.495</td> <td>.179</td> </tr> <tr> <td>12.57</td> <td>4.55</td> </tr> </tbody> </table>	Head Diameter	Length Under Head	.495	.179	12.57	4.55	<p>D4862</p>  <table border="1"> <thead> <tr> <th>Head Diameter</th> <th>Length Under Head</th> </tr> </thead> <tbody> <tr> <td>.495</td> <td>.234</td> </tr> <tr> <td>12.57</td> <td>5.94</td> </tr> </tbody> </table>	Head Diameter	Length Under Head	.495	.234	12.57	5.94
Head Diameter	Length Under Head																				
.562	.239																				
14.27	6.07																				
Head Diameter	Length Under Head																				
.495	.179																				
12.57	4.55																				
Head Diameter	Length Under Head																				
.495	.234																				
12.57	5.94																				

A618
Aluminum, Brass, Steel




OD	LUF	FLG	MT
.273	.185	.450	.008
6.93	4.70	11.43	0.20

A500
Aluminum, Brass, Steel




OD	LUF	FLG	MT
.332	.185	.593	.010
8.43	4.70	15.06	0.25

A928
Aluminum, Brass, Zinc




OD	LUF	FLG	MT
.413	.250	.750	.014
10.49	6.35	19.05	0.36

A2983
Aluminum




OD	LUF	FLG	MT
.275	.150	.495	.0115
6.99	3.81	12.57	0.29

A2917
Aluminum




OD	LUF	FLG	MT
.332	.205	.593	.012
8.43	5.21	15.06	0.30

A2917
Brass




OD	LUF	FLG	MT
.332	.205	.593	.012
8.43	5.21	15.06	0.30

C83




ID	OD
.289	.546
7.34	13.87

C84




ID	OD
.359	.700
9.12	17.78

C84




ID	OD
.359	.700
9.12	17.78

C85



ID	OD
.453	.835
11.51	21.21

A330
Brass




OD	LUF	FLG	MT
.673X.190	.135	.860X.395	.016
17.09X4.83	3.43	21.84X10.03	0.41



Special Designer

A2158
Brass




OD	LUF	FLG	MT
.175	.158	.250	.012
4.45	4.01	6.35	0.30

A1124
Brass




OD	LUF	FLG	MT
.955	.155	1.312	.013
24.26	3.94	33.32	0.33

A1303
Brass



OD	LUF	FLG	MT
.318	.165	.540	.009
8.08	4.19	13.72	0.23

A2799
Low Brass & Steel




OD	LUF	FLG	MT
.264	.150	.500	.013
6.71	3.81	12.70	0.33

A1129
Brass



OD	LUF	FLG	MT
1.500	.180	1.937	.013
38.10	4.57	49.20	0.33

A2893
Brass




OD	LUF	FLG	MT
.332	.170	.593	.010
8.43	4.32	15.06	0.25

Standard Snap Sets

SET D1934
(16 Line - Brass)


D1934



Cap Diameter	Cap Height
.400	.125
10.16	3.18

SET D4579
(16 Line - Steel)


D1934



Cap Diameter	Cap Height
.400	.125
10.16	3.18

SET D1975
(18 Line - Brass)


D1975



Cap Diameter	Cap Height
.450	.135
11.43	3.43

SET D5222
(16 Line - Brass)


D1934



Cap Diameter	Cap Height
.400	.125
10.16	3.18

SET D4498
(16 Line - Steel)

D4326



Cap Diameter	Cap Height
.395	.145
10.03	3.68

D1934



D1934



D1934



D1934




D2041



D1934




D1934




Head Diameter	Length Under Head
.325	.265
8.26	6.73

D1983



Head Diameter	Length Under Head
.437	.257
11.10	6.53

D1934



Head Diameter	Length Under Head
.325	.265
8.26	6.73

D1997



D1997




D1997



D1997




D1997



Head Diameter	Length Under Head
.345	.285
8.76	7.24

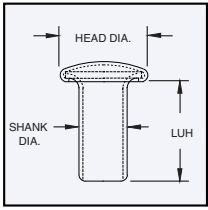
D4514



Head Diameter	Length Under Head
.345	.310
8.76	7.87

Belt Snap Sets

C-E® Rivets



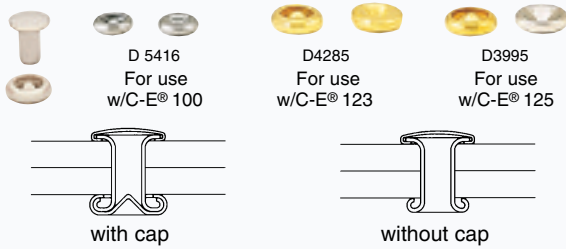
C-E® Rivets are made from brass and steel. They can be plated in a nickel, brass, antique bronze or a variety of other finishes. Designed for today's light to medium riveting applications, C-E® Rivets are uniform, strong and coil better than conventional tubular rivets. A full line of foot, electric and pneumatic machines support their application.



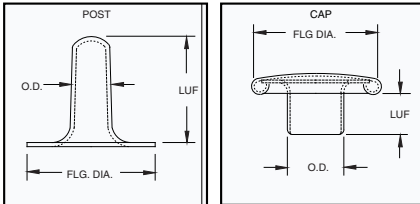
ALL PHOTOS APPROXIMATE ACTUAL SIZE.
1st Line = Inches
2nd Line = Millimeters

Rivet Caps Available for C-E 100, C-E 123, C-E 125 series, rivet caps add strength and provide a more finished appearance.

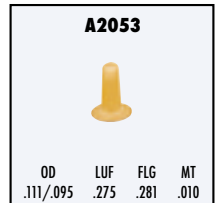
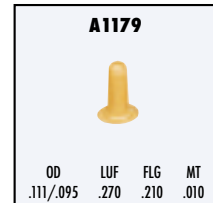
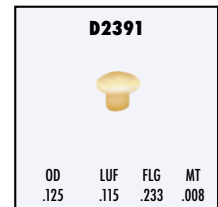
Caps may be hand fed to the bottom of set tool.



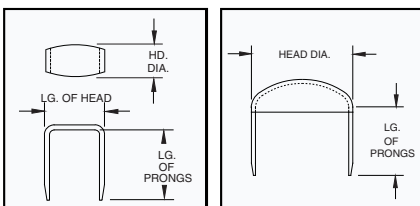
Quick Rivets



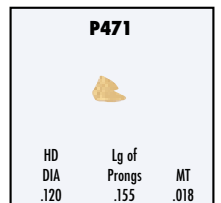
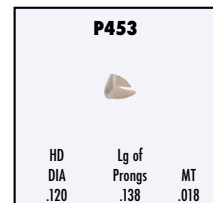
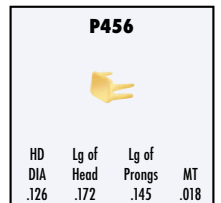
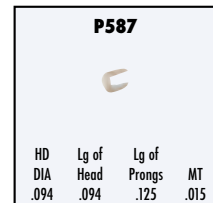
Stimpson Quick Rivets are ideal for quick, simple fastening/joining of light weight materials. Easy to use, these parts can be collapsed by use of a hammer or inexpensive hand machine through a pre-punched hole. For production quantity usage, automatic feed machines are available for feeding one or both parts. Available in most sizes in both brass and steel, they can be plated in a variety of finishes to meet your requirements.



Side Prong and Spot Rivets











Stimpson Side Prong and Spot Rivets are made from steel and brass and can be plated in a variety of finishes to meet your needs. Most of these items can be furnished in varying lengths and special design heads showing trademarks, monograms, etc. can be made to order. The following is a sampling of the types of Side Prong and Spot Rivets which are available.










C-E® 75 Series
(roll setting)





C-E® 100 Series (roll setting)





<p>C-E 100 5/32</p>  <table border="1"> <tr><th>Shk Dia</th><th>Head Dia</th><th>LUH</th></tr> <tr><td>.120</td><td>.218</td><td>.156</td></tr> <tr><td>3.05</td><td>5.54</td><td>3.96</td></tr> </table>	Shk Dia	Head Dia	LUH	.120	.218	.156	3.05	5.54	3.96	<p>C-E 100 7/32</p>  <table border="1"> <tr><th>Shk Dia</th><th>Head Dia</th><th>LUH</th></tr> <tr><td>.120</td><td>.218</td><td>.218</td></tr> <tr><td>3.05</td><td>5.54</td><td>5.54</td></tr> </table>	Shk Dia	Head Dia	LUH	.120	.218	.218	3.05	5.54	5.54	<p>C-E 100 4/16</p>  <table border="1"> <tr><th>Shk Dia</th><th>Head Dia</th><th>LUH</th></tr> <tr><td>.120</td><td>.218</td><td>.250</td></tr> <tr><td>3.05</td><td>5.54</td><td>6.35</td></tr> </table>	Shk Dia	Head Dia	LUH	.120	.218	.250	3.05	5.54	6.35	<p>C-E 100 5/16</p>  <table border="1"> <tr><th>Shk Dia</th><th>Head Dia</th><th>LUH</th></tr> <tr><td>.120</td><td>.218</td><td>.312</td></tr> <tr><td>3.05</td><td>5.54</td><td>7.92</td></tr> </table>	Shk Dia	Head Dia	LUH	.120	.218	.312	3.05	5.54	7.92	<p>C-E 100 6/16</p>  <table border="1"> <tr><th>Shk Dia</th><th>Head Dia</th><th>LUH</th></tr> <tr><td>.120</td><td>.218</td><td>.375</td></tr> <tr><td>3.05</td><td>5.54</td><td>9.53</td></tr> </table>	Shk Dia	Head Dia	LUH	.120	.218	.375	3.05	5.54	9.53	<p>C-E 100 7/16</p>  <table border="1"> <tr><th>Shk Dia</th><th>Head Dia</th><th>LUH</th></tr> <tr><td>.120</td><td>.218</td><td>.437</td></tr> <tr><td>3.05</td><td>5.54</td><td>11.10</td></tr> </table>	Shk Dia	Head Dia	LUH	.120	.218	.437	3.05	5.54	11.10	<p>C-E 100 8/16</p>  <table border="1"> <tr><th>Shk Dia</th><th>Head Dia</th><th>LUH</th></tr> <tr><td>.120</td><td>.218</td><td>.500</td></tr> <tr><td>3.05</td><td>5.54</td><td>12.70</td></tr> </table>	Shk Dia	Head Dia	LUH	.120	.218	.500	3.05	5.54	12.70	<p>C-E 100 9/16</p>  <table border="1"> <tr><th>Shk Dia</th><th>Head Dia</th><th>LUH</th></tr> <tr><td>.120</td><td>.218</td><td>.562</td></tr> <tr><td>3.05</td><td>5.54</td><td>14.27</td></tr> </table>	Shk Dia	Head Dia	LUH	.120	.218	.562	3.05	5.54	14.27
Shk Dia	Head Dia	LUH																																																																													
.120	.218	.156																																																																													
3.05	5.54	3.96																																																																													
Shk Dia	Head Dia	LUH																																																																													
.120	.218	.218																																																																													
3.05	5.54	5.54																																																																													
Shk Dia	Head Dia	LUH																																																																													
.120	.218	.250																																																																													
3.05	5.54	6.35																																																																													
Shk Dia	Head Dia	LUH																																																																													
.120	.218	.312																																																																													
3.05	5.54	7.92																																																																													
Shk Dia	Head Dia	LUH																																																																													
.120	.218	.375																																																																													
3.05	5.54	9.53																																																																													
Shk Dia	Head Dia	LUH																																																																													
.120	.218	.437																																																																													
3.05	5.54	11.10																																																																													
Shk Dia	Head Dia	LUH																																																																													
.120	.218	.500																																																																													
3.05	5.54	12.70																																																																													
Shk Dia	Head Dia	LUH																																																																													
.120	.218	.562																																																																													
3.05	5.54	14.27																																																																													

C-E® 123 Series
(scored setting)









C-E® 125 Series
(roll setting)















<p>C-E 125 3/16</p>  <table border="1"> <tr><th>Shk Dia</th><th>Head Dia</th><th>LUH</th></tr> <tr><td>.142</td><td>.312</td><td>.187</td></tr> <tr><td>3.61</td><td>7.92</td><td>4.75</td></tr> </table>	Shk Dia	Head Dia	LUH	.142	.312	.187	3.61	7.92	4.75	<p>C-E 125 4/16</p>  <table border="1"> <tr><th>Shk Dia</th><th>Head Dia</th><th>LUH</th></tr> <tr><td>.142</td><td>.312</td><td>.250</td></tr> <tr><td>3.61</td><td>7.92</td><td>6.35</td></tr> </table>	Shk Dia	Head Dia	LUH	.142	.312	.250	3.61	7.92	6.35	<p>C-E 125 5/16</p>  <table border="1"> <tr><th>Shk Dia</th><th>Head Dia</th><th>LUH</th></tr> <tr><td>.142</td><td>.312</td><td>.312</td></tr> <tr><td>3.61</td><td>7.92</td><td>7.92</td></tr> </table>	Shk Dia	Head Dia	LUH	.142	.312	.312	3.61	7.92	7.92	<p>C-E 125 6/16</p>  <table border="1"> <tr><th>Shk Dia</th><th>Head Dia</th><th>LUH</th></tr> <tr><td>.142</td><td>.312</td><td>.375</td></tr> <tr><td>3.61</td><td>7.92</td><td>9.53</td></tr> </table>	Shk Dia	Head Dia	LUH	.142	.312	.375	3.61	7.92	9.53	<p>C-E 125 7/16</p>  <table border="1"> <tr><th>Shk Dia</th><th>Head Dia</th><th>LUH</th></tr> <tr><td>.142</td><td>.312</td><td>.437</td></tr> <tr><td>3.61</td><td>7.92</td><td>11.10</td></tr> </table>	Shk Dia	Head Dia	LUH	.142	.312	.437	3.61	7.92	11.10	<p>C-E 125 8/16</p>  <table border="1"> <tr><th>Shk Dia</th><th>Head Dia</th><th>LUH</th></tr> <tr><td>.142</td><td>.312</td><td>.500</td></tr> <tr><td>3.61</td><td>7.92</td><td>12.70</td></tr> </table>	Shk Dia	Head Dia	LUH	.142	.312	.500	3.61	7.92	12.70	<p>C-E 125 9/16</p>  <table border="1"> <tr><th>Shk Dia</th><th>Head Dia</th><th>LUH</th></tr> <tr><td>.142</td><td>.312</td><td>.562</td></tr> <tr><td>3.61</td><td>7.92</td><td>14.27</td></tr> </table>	Shk Dia	Head Dia	LUH	.142	.312	.562	3.61	7.92	14.27
Shk Dia	Head Dia	LUH																																																																			
.142	.312	.187																																																																			
3.61	7.92	4.75																																																																			
Shk Dia	Head Dia	LUH																																																																			
.142	.312	.250																																																																			
3.61	7.92	6.35																																																																			
Shk Dia	Head Dia	LUH																																																																			
.142	.312	.312																																																																			
3.61	7.92	7.92																																																																			
Shk Dia	Head Dia	LUH																																																																			
.142	.312	.375																																																																			
3.61	7.92	9.53																																																																			
Shk Dia	Head Dia	LUH																																																																			
.142	.312	.437																																																																			
3.61	7.92	11.10																																																																			
Shk Dia	Head Dia	LUH																																																																			
.142	.312	.500																																																																			
3.61	7.92	12.70																																																																			
Shk Dia	Head Dia	LUH																																																																			
.142	.312	.562																																																																			
3.61	7.92	14.27																																																																			

<p>C-E 75 2/16</p>  <table border="1"> <tr><th>Shk Dia</th><th>Head Dia</th><th>LUH</th></tr> <tr><td>.091</td><td>.190</td><td>.125</td></tr> <tr><td>2.31</td><td>4.83</td><td>3.18</td></tr> </table>	Shk Dia	Head Dia	LUH	.091	.190	.125	2.31	4.83	3.18	<p>C-E 75 3/16</p>  <table border="1"> <tr><th>Shk Dia</th><th>Head Dia</th><th>LUH</th></tr> <tr><td>.091</td><td>.190</td><td>.187</td></tr> <tr><td>2.31</td><td>4.83</td><td>4.75</td></tr> </table>	Shk Dia	Head Dia	LUH	.091	.190	.187	2.31	4.83	4.75	<p>C-E 75 4/16</p>  <table border="1"> <tr><th>Shk Dia</th><th>Head Dia</th><th>LUH</th></tr> <tr><td>.091</td><td>.190</td><td>.250</td></tr> <tr><td>2.31</td><td>4.83</td><td>6.35</td></tr> </table>	Shk Dia	Head Dia	LUH	.091	.190	.250	2.31	4.83	6.35	<p>C-E 75 5/16</p>  <table border="1"> <tr><th>Shk Dia</th><th>Head Dia</th><th>LUH</th></tr> <tr><td>.091</td><td>.190</td><td>.312</td></tr> <tr><td>2.31</td><td>4.83</td><td>7.92</td></tr> </table>	Shk Dia	Head Dia	LUH	.091	.190	.312	2.31	4.83	7.92
Shk Dia	Head Dia	LUH																																					
.091	.190	.125																																					
2.31	4.83	3.18																																					
Shk Dia	Head Dia	LUH																																					
.091	.190	.187																																					
2.31	4.83	4.75																																					
Shk Dia	Head Dia	LUH																																					
.091	.190	.250																																					
2.31	4.83	6.35																																					
Shk Dia	Head Dia	LUH																																					
.091	.190	.312																																					
2.31	4.83	7.92																																					

<p>C-E 123 4/16</p>  <table border="1"> <tr><th>Shk Dia</th><th>Head Dia</th><th>LUH</th></tr> <tr><td>.142</td><td>.312</td><td>.250</td></tr> <tr><td>3.61</td><td>7.92</td><td>6.35</td></tr> </table>	Shk Dia	Head Dia	LUH	.142	.312	.250	3.61	7.92	6.35	<p>C-E 123 5/16</p>  <table border="1"> <tr><th>Shk Dia</th><th>Head Dia</th><th>LUH</th></tr> <tr><td>.142</td><td>.312</td><td>.312</td></tr> <tr><td>3.61</td><td>7.92</td><td>7.92</td></tr> </table>	Shk Dia	Head Dia	LUH	.142	.312	.312	3.61	7.92	7.92	<p>C-E 123 6/16</p>  <table border="1"> <tr><th>Shk Dia</th><th>Head Dia</th><th>LUH</th></tr> <tr><td>.142</td><td>.312</td><td>.375</td></tr> <tr><td>3.61</td><td>7.92</td><td>9.53</td></tr> </table>	Shk Dia	Head Dia	LUH	.142	.312	.375	3.61	7.92	9.53	<p>C-E 123 7/16</p>  <table border="1"> <tr><th>Shk Dia</th><th>Head Dia</th><th>LUH</th></tr> <tr><td>.142</td><td>.312</td><td>.437</td></tr> <tr><td>3.61</td><td>7.92</td><td>11.10</td></tr> </table>	Shk Dia	Head Dia	LUH	.142	.312	.437	3.61	7.92	11.10
Shk Dia	Head Dia	LUH																																					
.142	.312	.250																																					
3.61	7.92	6.35																																					
Shk Dia	Head Dia	LUH																																					
.142	.312	.312																																					
3.61	7.92	7.92																																					
Shk Dia	Head Dia	LUH																																					
.142	.312	.375																																					
3.61	7.92	9.53																																					
Shk Dia	Head Dia	LUH																																					
.142	.312	.437																																					
3.61	7.92	11.10																																					



<p>D3048</p>  <table border="1"> <tr><th>OD</th><th>LUF</th><th>FLG</th><th>MT</th></tr> <tr><td>.165</td><td>.134</td><td>.330</td><td>.008</td></tr> </table>	OD	LUF	FLG	MT	.165	.134	.330	.008	<p>D5414</p>  <table border="1"> <tr><th>OD</th><th>LUF</th><th>FLG</th><th>MT</th></tr> <tr><td>.165</td><td>.120</td><td>.360</td><td>.008</td></tr> </table>	OD	LUF	FLG	MT	.165	.120	.360	.008																																				
OD	LUF	FLG	MT																																																		
.165	.134	.330	.008																																																		
OD	LUF	FLG	MT																																																		
.165	.120	.360	.008																																																		
<p>A1411</p>  <table border="1"> <tr><th>OD</th><th>LUF</th><th>FLG</th><th>MT</th></tr> <tr><td>.130/.118</td><td>.342</td><td>.280</td><td>.008</td></tr> </table>	OD	LUF	FLG	MT	.130/.118	.342	.280	.008	<p>A3103</p>  <table border="1"> <tr><th>OD</th><th>LUF</th><th>FLG</th><th>MT</th></tr> <tr><td>.130/.118</td><td>.342</td><td>.270</td><td>.008</td></tr> </table>	OD	LUF	FLG	MT	.130/.118	.342	.270	.008	<p>A3036</p>  <table border="1"> <tr><th>OD</th><th>LUF</th><th>FLG</th><th>MT</th></tr> <tr><td>.130/.118</td><td>.337</td><td>.406</td><td>.013</td></tr> </table>	OD	LUF	FLG	MT	.130/.118	.337	.406	.013	<p>A3027</p>  <table border="1"> <tr><th>OD</th><th>LUF</th><th>FLG</th><th>MT</th></tr> <tr><td>.126/.118</td><td>.490</td><td>.285</td><td>.0105</td></tr> </table>	OD	LUF	FLG	MT	.126/.118	.490	.285	.0105	<p>D5238</p>  <table border="1"> <tr><th>OD</th><th>LUF</th><th>FLG</th><th>MT</th></tr> <tr><td>.126/.118</td><td>.475</td><td>.312</td><td>.0105</td></tr> </table>	OD	LUF	FLG	MT	.126/.118	.475	.312	.0105	<p>D5234</p>  <table border="1"> <tr><th>OD</th><th>LUF</th><th>FLG</th><th>MT</th></tr> <tr><td>.130/.118</td><td>.325</td><td>.312</td><td>.008</td></tr> </table>	OD	LUF	FLG	MT	.130/.118	.325	.312	.008
OD	LUF	FLG	MT																																																		
.130/.118	.342	.280	.008																																																		
OD	LUF	FLG	MT																																																		
.130/.118	.342	.270	.008																																																		
OD	LUF	FLG	MT																																																		
.130/.118	.337	.406	.013																																																		
OD	LUF	FLG	MT																																																		
.126/.118	.490	.285	.0105																																																		
OD	LUF	FLG	MT																																																		
.126/.118	.475	.312	.0105																																																		
OD	LUF	FLG	MT																																																		
.130/.118	.325	.312	.008																																																		


<p>P591</p>  <table border="1"> <tr><th>HD DIA</th><th>Lg of Head</th><th>Lg of Prongs</th><th>MT</th></tr> <tr><td>.160</td><td>.160</td><td>.250</td><td>.025</td></tr> </table>	HD DIA	Lg of Head	Lg of Prongs	MT	.160	.160	.250	.025	<p>P400</p>  <table border="1"> <tr><th>HD DIA</th><th>Lg of Head</th><th>Lg of Prongs</th><th>MT</th></tr> <tr><td>.178</td><td>.312</td><td>var</td><td>.030</td></tr> </table>	HD DIA	Lg of Head	Lg of Prongs	MT	.178	.312	var	.030	<p>P403</p>  <table border="1"> <tr><th>HD DIA</th><th>Lg of Head</th><th>Lg of Prongs</th><th>MT</th></tr> <tr><td>.190</td><td>.312</td><td>var</td><td>var</td></tr> </table>	HD DIA	Lg of Head	Lg of Prongs	MT	.190	.312	var	var	<p>P407</p>  <table border="1"> <tr><th>HD DIA</th><th>Lg of Head</th><th>Lg of Prongs</th><th>MT</th></tr> <tr><td>.200</td><td>.375</td><td>var</td><td>var</td></tr> </table>	HD DIA	Lg of Head	Lg of Prongs	MT	.200	.375	var	var	<p>P473</p>  <table border="1"> <tr><th>HD DIA</th><th>Lg of Head</th><th>Lg of Prongs</th><th>MT</th></tr> <tr><td>.250</td><td>.605</td><td>.505</td><td>var</td></tr> </table>	HD DIA	Lg of Head	Lg of Prongs	MT	.250	.605	.505	var	<p>P455</p>  <table border="1"> <tr><th>HD DIA</th><th>Lg of Head</th><th>Lg of Prongs</th><th>MT</th></tr> <tr><td>.255</td><td>.422</td><td>.250</td><td>.025</td></tr> </table>	HD DIA	Lg of Head	Lg of Prongs	MT	.255	.422	.250	.025	<p>P411</p>  <table border="1"> <tr><th>HD DIA</th><th>Lg of Head</th><th>Lg of Prongs</th><th>MT</th></tr> <tr><td>.310</td><td>.385</td><td>var</td><td>.025</td></tr> </table>	HD DIA	Lg of Head	Lg of Prongs	MT	.310	.385	var	.025
HD DIA	Lg of Head	Lg of Prongs	MT																																																											
.160	.160	.250	.025																																																											
HD DIA	Lg of Head	Lg of Prongs	MT																																																											
.178	.312	var	.030																																																											
HD DIA	Lg of Head	Lg of Prongs	MT																																																											
.190	.312	var	var																																																											
HD DIA	Lg of Head	Lg of Prongs	MT																																																											
.200	.375	var	var																																																											
HD DIA	Lg of Head	Lg of Prongs	MT																																																											
.250	.605	.505	var																																																											
HD DIA	Lg of Head	Lg of Prongs	MT																																																											
.255	.422	.250	.025																																																											
HD DIA	Lg of Head	Lg of Prongs	MT																																																											
.310	.385	var	.025																																																											
<p>P414</p>  <table border="1"> <tr><th>HD DIA</th><th>Lg of Prongs</th><th>MT</th></tr> <tr><td>.150</td><td>.187</td><td>.017</td></tr> </table>	HD DIA	Lg of Prongs	MT	.150	.187	.017	<p>P583</p>  <table border="1"> <tr><th>HD DIA</th><th>Lg of Prongs</th><th>MT</th></tr> <tr><td>.219</td><td>.312</td><td>.025</td></tr> </table>	HD DIA	Lg of Prongs	MT	.219	.312	.025	<p>P425</p>  <table border="1"> <tr><th>HD DIA</th><th>Lg of Prongs</th><th>MT</th></tr> <tr><td>.263</td><td>.230</td><td>.018</td></tr> </table>	HD DIA	Lg of Prongs	MT	.263	.230	.018	<p>P410</p>  <table border="1"> <tr><th>HD DIA</th><th>Lg of Prongs</th><th>MT</th></tr> <tr><td>.262</td><td>var</td><td>var</td></tr> </table>	HD DIA	Lg of Prongs	MT	.262	var	var	<p>P426</p>  <table border="1"> <tr><th>HD DIA</th><th>Lg of Prongs</th><th>MT</th></tr> <tr><td>.312</td><td>.250</td><td>.018</td></tr> </table>	HD DIA	Lg of Prongs	MT	.312	.250	.018	<p>P592</p>  <table border="1"> <tr><th>HD DIA</th><th>Lg of Prongs</th><th>MT</th></tr> <tr><td>.500</td><td>.312</td><td>.020</td></tr> </table>	HD DIA	Lg of Prongs	MT	.500	.312	.020	<p>P569</p>  <table border="1"> <tr><th>HD DIA</th><th>Lg of Prongs</th><th>MT</th></tr> <tr><td>.500</td><td>.344</td><td>.020</td></tr> </table>	HD DIA	Lg of Prongs	MT	.500	.344	.020														
HD DIA	Lg of Prongs	MT																																																												
.150	.187	.017																																																												
HD DIA	Lg of Prongs	MT																																																												
.219	.312	.025																																																												
HD DIA	Lg of Prongs	MT																																																												
.263	.230	.018																																																												
HD DIA	Lg of Prongs	MT																																																												
.262	var	var																																																												
HD DIA	Lg of Prongs	MT																																																												
.312	.250	.018																																																												
HD DIA	Lg of Prongs	MT																																																												
.500	.312	.020																																																												
HD DIA	Lg of Prongs	MT																																																												
.500	.344	.020																																																												

We've chosen some of our most popular Hole Plugs for display on these pages. However, if you can't find one to fit your requirements, don't be concerned for we have over 300 additional Hole Plugs to choose from. In addition, new Hole Plugs are continually being developed to meet our customers' special applications (see page 35 for examples).

Most of our Hole Plugs can be made from brass, steel and #1050 Carbon Steel, as your need requires. Other metals, such as Stainless Steel, are available for special situations. With minor tooling modifications most parts can be furnished stamped with your logo, with a different hole size in head, or with one or more prongs removed.


With a fax of your print and/or details of your application, we will be pleased to recommend a Standard or Special Hole Plug appropriate for your application.

D3159
Hole Dia 1/8 Thk of Work 3/64 to 5/64



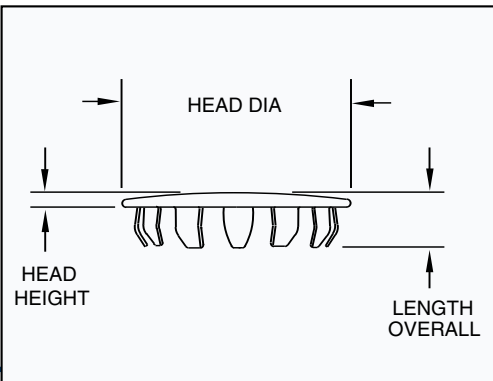
Head Dia 21/64 Head Ht 1/16 L Overall 15/64

D2783
Hole Dia 7/16 Thk of Work 1/32 to 1/16




Head Dia 21/32 Head Ht 5/64 L Overall 1/4

Standard Hole Plugs




Hole Dia 1 **D4290** Thk of Work 1/32 to 3/32



Head Dia 1-9/64 Head Ht 3/32 L Overall 21/64

Hole Dia 1 **D4036** Thk of Work 3/32 to 1/8



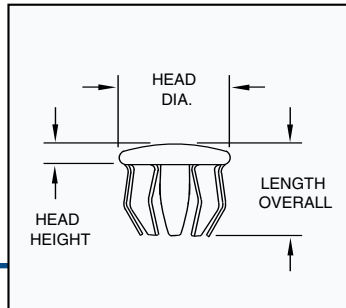
Head Dia 1-9/64 Head Ht 3/32 L Overall 5/16

Hole Dia 1-1/2 **D3632** Thk of Work 1/32 to 1/16



Head Dia 1-41/64 Head Ht 3/32 L Overall 13/32

Tubing Hole Plugs

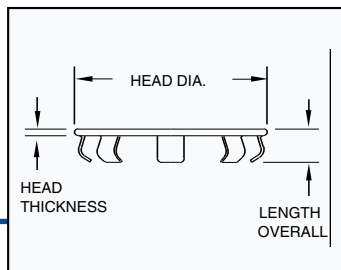


Tube Ins Dia 1/4 to 9/32 **D4167** Tube Out Dia 25/64



Head Dia 25/64 Head Ht 3/32 L Overall 9/16

Electrical Knockout Plugs




D3683
Elect KO Size 1/2



Head Dia 1-5/64 Head Thk 1/16 L Overall 23/64

D3720
Elect KO Size 3/4



Head Dia 1-1/4 Head Thk 1/16 L Overall 5/16


D3833
Elect KO Size 1



Head Dia 1-1/2 Head Thk 5/64 L Overall 11/32

Stimpson Special Hole Plugs


D4110
Special Character Turned in Legs



Hole Dia 1/2

Thk of Wk 1/32 to 1/16 Head Dia & Ht 21/32-5/64 L Overall 7/32

D4603
Special Character Prong Variation





Hole Dia 3/4


Thk of Wk 1/16 to 3/32 Head Dia & Ht 59/64-5/64 L Overall 19/64

All dimensions are in inches

ALL PHOTOS APPROXIMATE ACTUAL SIZE


D2707
 Hole Dia 3/16 Thk of Work 1/64 to 1/16

 Head Dia 11/32 Head Ht 5/64 L Overall 13/64


D4653
 Hole Dia 7/32 Thk of Work 3/64 to 9/64

 Head Dia 17/32 Head Ht 3/32 L Overall 13/32

D2587
 Hole Dia 1/4 Thk of Work 1/32 to 1/16

 Head Dia 13/32 Head Ht 1/16 L Overall 15/64

D2666
 Hole Dia 9/32 Thk of Work 1/64 to 1/16


 Head Dia 13/32 Head Ht 1/16 L Overall 17/64

D2730
 Hole Dia 5/16 Thk of Work 3/64 to 5/64

 Head Dia 7/16 Head Ht 1/16 L Overall 1/4

D3005
 Hole Dia 3/8 Thk of Work 3/64 to 1/16

 Head Dia 1/2 Head Ht 1/16 L Overall 15/64


D4855
 Hole Dia 3/8 Thk of Work 1/32 to 3/64


 Head Dia 1/2 Head Ht 1/16 L Overall 15/64


D3161
 Hole Dia 1/2 Thk of Work 1/32 to 1/16

 Head Dia 21/32 Head Ht 5/64 L Overall 9/32

D3558
 Hole Dia 9/16 Thk of Work 3/64 to 3/32

 Head Dia 23/32 Head Ht 1/16 L Overall 9/32

D2859
 Hole Dia 5/8 Thk of Work 1/16 to 3/32

 Head Dia 13/16 Head Ht 5/64 L Overall 19/64

D2690
 Hole Dia 3/4 Thk of Work 1/16 to 3/32

 Head Dia 59/64 Head Ht 5/64 L Overall 19/64


D4286
 Hole Dia 7/8 Thk of Work 1/32 to 3/32

 Head Dia 1-1/16 Head Ht 5/64 L Overall 1/4


D3560
 Hole Dia 7/8 Thk of Work 1/16 to 3/32


 Head Dia 1-1/16 Head Ht 1/16 L Overall 19/64

D3550
 Hole Dia 1 Thk of Work 1/8 to 5/32

 Head Dia 1-9/64 Head Ht 3/32 L Overall 21/64


D3561
 Hole Dia 1-1/8 Thk of Work 1/32 to 1/8

 Head Dia 1-5/16 Head Ht 3/32 L Overall 11/32


D3463
 Hole Dia 1-1/4 Thk of Work 1/16 to 3/32

 Head Dia 1-7/16 Head Ht 3/32 L Overall 11/32

D3868
 Hole Dia 1-3/8 Thk of Work 3/64 to 1/8

 Head Dia 1-9/16 Head Ht 5/64 L Overall 13/32

D4212
 Hole Dia 1-5/8 Thk of Work 1/32 to 1/8


 Head Dia 1-13/16 Head Ht 7/64 L Overall 23/64

D4197
 Hole Dia 1-3/4 Thk of Work 1/32 to 3/32

 Head Dia 1-15/16 Head Ht 3/32 L Overall 11/32

D3103
 Hole Dia 2 Thk of Work 1/32 to 1/16

 Head Dia 2-1/4 Head Ht 1/8 L Overall 5/16

D4149
 Tube Ins Dia 3/8 Tube Out Dia 17/32

 Head Dia 17/32 Head Ht 1/16 L Overall 25/64


D4410
 Tube Ins Dia 29/64 Tube Out Dia 17/32

 Head Dia 17/32 Head Ht 1/16 L Overall 25/64


D3031
 Tube Ins Dia 7/8 Tube Out Dia 1


 Head Dia 63/64 Head Ht 7/32 L Overall 3/4

D5608
 Tube Ins Dia Tube Out Dia 1-13/32 Square

 Head Dia 1-9/16 sq Head Ht 9/64 L Overall 9/16

D3916
 Elect KO Size 1-1/4

 Head Dia 1-13/16 Head Thk 1/16 L Overall 5/16

D3924
 Elect KO Size 1-1/2

 Head Dia 27/32 Head Thk 5/64 L Overall 23/64


D4455
 Elect KO Size 2

 Head Dia 2-11/16 Head Thk 5/64 L Overall 3/8

D4298
 Special Character Hole Dia 9/16
 Hole in Head

 Thk of Wk 1/32 to 3/32 Head Dia & Ht 23/32-1/16 L Overall 9/32

D5590
 Special Character Hole Dia 5/8
 Extruded Head

 Thk of Wk 1/32 Head Dia & Ht 13/16 L Overall 19/64

D5617
 Special Character Hole Dia 5/8
 Mesh Top

 Thk of Wk .015 to .020 Head Dia & Ht 13/16-3/64 L Overall 15/64

D5655
 Special Character Hole Dia 0.92 sq
 Sq/Pointed Prongs

 Thk of Wk 0.093 sq Head Dia & Ht 1-5/64-1/16 L Overall 23/64

D5660
 Special Character Hole Dia 1-5/32-13/32
 Rect/Reverse Legs

 Thk of Wk Tubing 1-1/4-1/2 rect L Overall 11/32
 Head Dia & Ht 1-1/4-1/2 rect
 -3/32

Terminals, Contacts, Eyelets and Additional Products for the Electrical, Appliance and Electronics Industries

The items displayed on these pages, commonly used by the Electrical, Appliance and Electronics Industries, are a representative sampling of the items available within each of these product groups.

In addition to these items, we refer you to our Eyelets and Hole Plugs, two product groups also commonly used by the Electrical, Appliance and Electronics Industries. For Eyelet information please see "An Introduction to Eyelets" on pages 10-13 and "GS® Eyelets" on pages 14-15. As an additional source of information regarding the over 3,800 different sizes of Stimpson Eyelets, please request the Stimpson Eyelet Catalog.


Hole Plug information, descriptions and sizes are available on pages 24-25.

ALL PHOTOS APPROXIMATE ACTUAL SIZE.

Fuse Plug
Contacts



Fahnestock
Clips



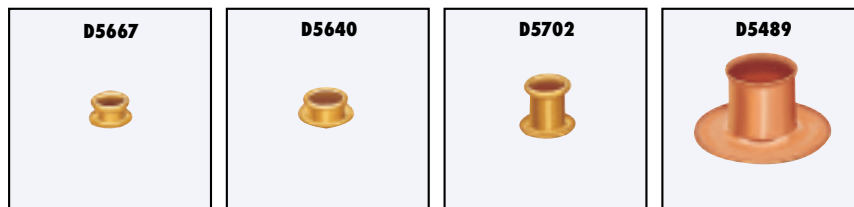
Battery
Snaps



Eyelet Terminals



Pre-coiled
Eyelets



Contacts



Funnel Flange Eyelets



Ferrules



Shoulder Eyelets



Tapped Eyelets



Terminal Washers



Spade and Ring Terminals



Ferrules, Shells, Caps and Cups


An Endless Variety...

Best described as drawn metal shells with little or no flange, Ferrules can be made in various configurations; straight or tapered, with a shoulder, closed end, or with almost any size or shape hole in the bottom. The shape of the bottom can vary from flat to spherical. This limited selection shows the wide range of styles available.



An introductory display of some of our most popular Clamps and Tips...



Clamps & Tips



and a selection of our Corners...


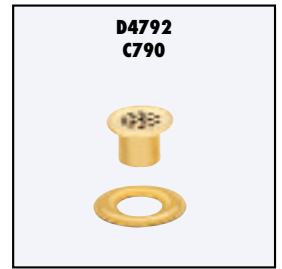

Corners





Vents and Washers

Used in mattresses, rain gear, boots, hats...for air circulation or drainage. Shown with matching washer, where appropriate.



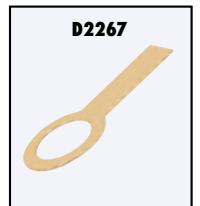
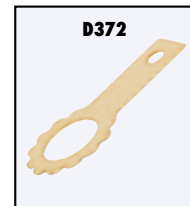
Washers

Commonly found with our grommets, vents and apparel eyelets, Stimpson washers also have numerous industrial applications.

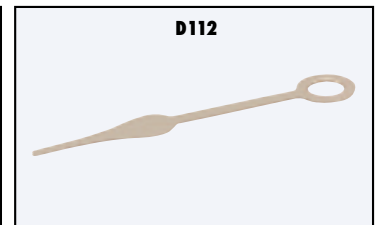
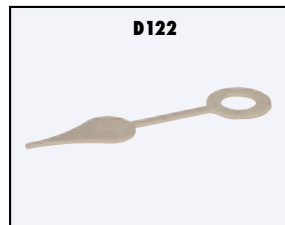
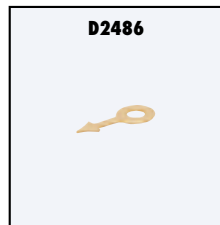


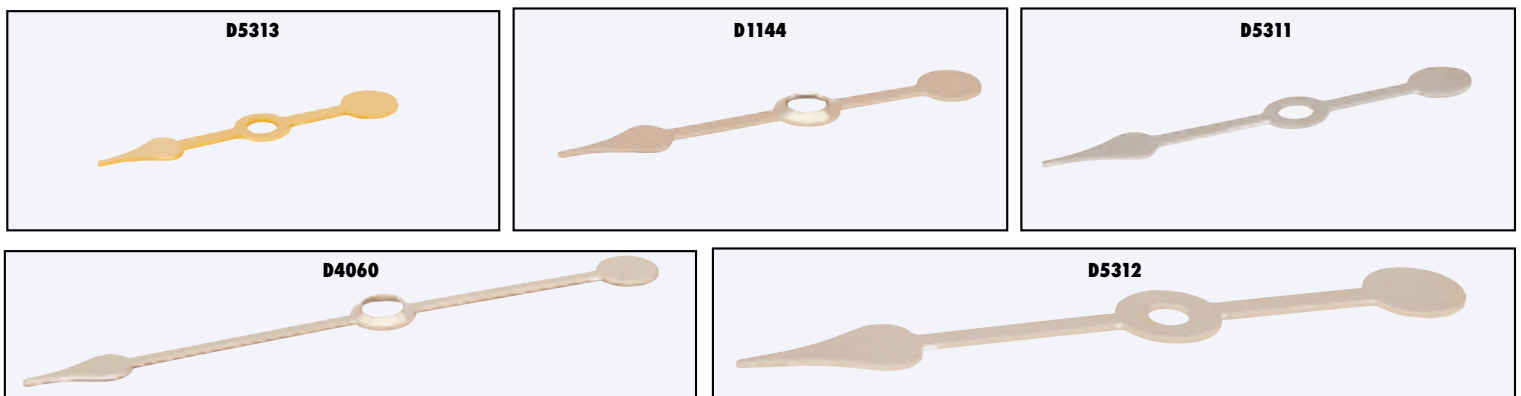
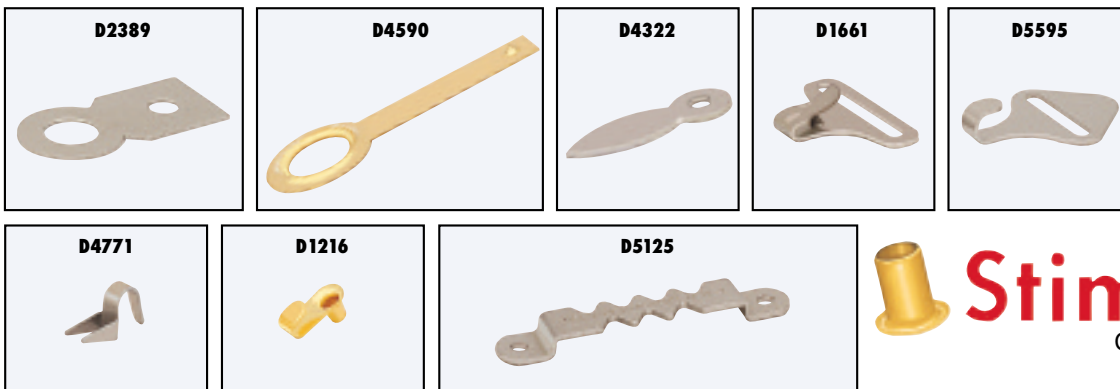
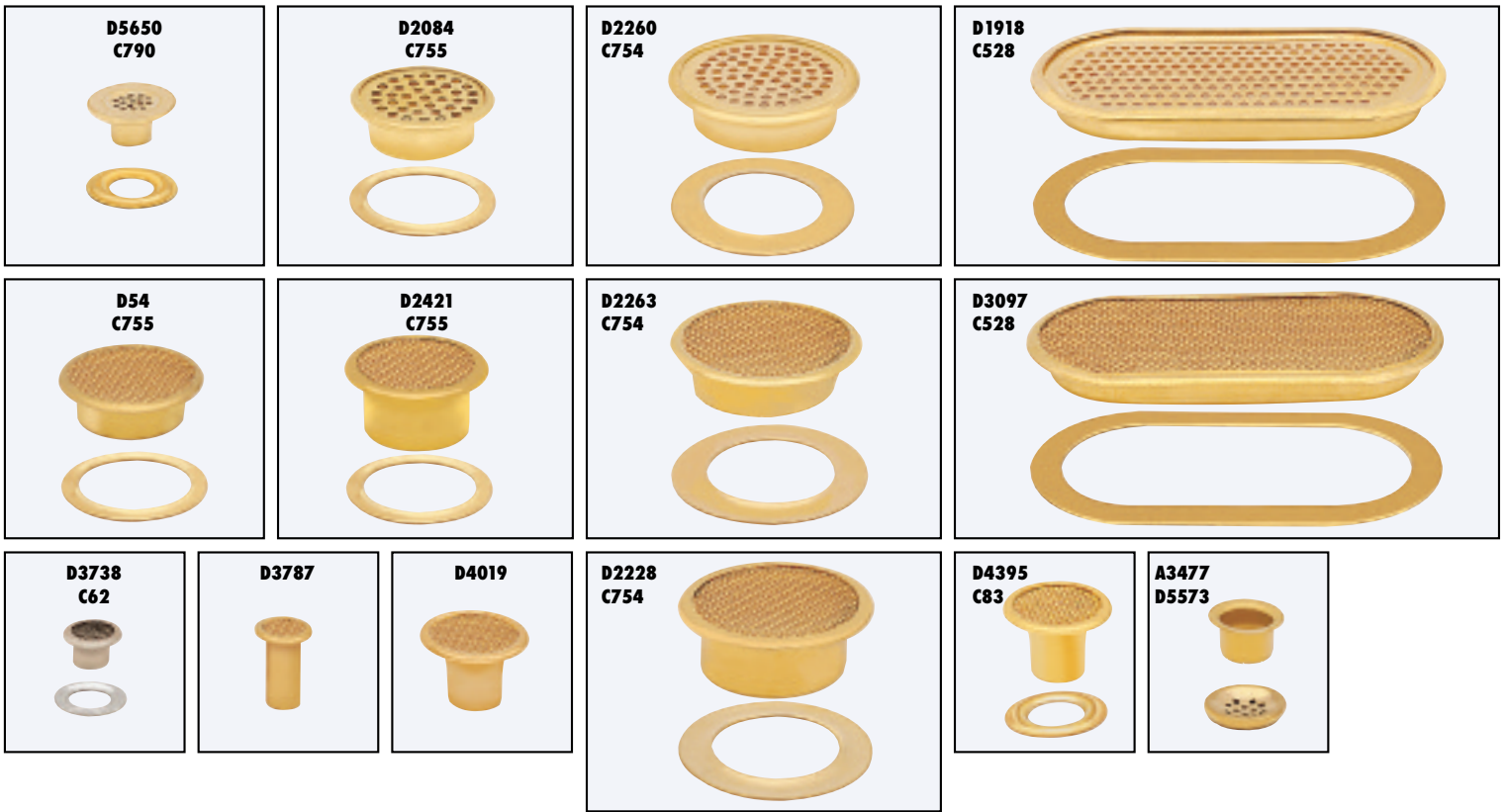
Hangers and Hooks

An introductory sampling of these products are displayed for your interest.



Arrows, Hands and Spinners












Quality fasteners need to be supported by quality tooling and attaching machines. Whether your requirements are for a hand operated bench machine, or a fully automatic dual feed grommeting machine, Stimpson makes available to you the finest quality products in the marketplace...insuring that your investment in new tooling or a new machine will be a wise one.

The following is intended to be a brief introduction of machinery offered by the Stimpson Company, and therefore not all models or variations are shown.

For more information regarding Stimpson attaching machines and tooling, please ask to speak to one of our Machinery Customer Service Consultants, who will be happy to assist you. Additional information is also available on our website at www.stimpson.com.

 <p>Hand Drive</p> <p>Used with a wooden or rawhide mallet, Stimpson Hand Drive Tools can be used to set most sizes of brass grommets with either plain, teeth or spur washers.</p>	<p>405 Bench Press</p> <p>Low cost and versatile, the 405 machine is available with either a heavy duty cast iron frame, or in a lighter version aluminum frame. Ideal for setting Stimpson Self-Piercing Grommets & Washers.</p> 	<p>Model J-239/J-239R Dual Feed of the Grommet & Washer</p>   <p>Model J-237 Single Feed of the Grommet with a Washer Shuttle</p>
 <p>Model C1</p> <p>The low cost choice for setting Stimpson C-E® and Quick Rivets in light to medium riveting applications. Available with an automatic feed in a foot power model, or as a hand feed model with foot, pneumatic or electric power.</p>	  <p>Model 479 Model 489</p> <p>Model 479 is a hand feed machine, ideal where production is limited, available in either foot, pneumatic or electric power formats. Model 489 eyeleting machine is equipped as an automatic feed in the foot power version and as a hand feed in pneumatic and electric models.</p>	<p>Models J-239 and J-239R are fully automatic, dual feed grommeting machines which will, in a single action, punch out a hole in your material while simultaneously setting both the grommet and washer. They are completely electronic and do not require pneumatic service.</p> <p>The Model J-237 is the single feed version (requires the hand feeding of the washer) of the Model J-239. In place of an automatic feed of the washer, the J-237 uses a hand operated shuttle device to move the washer into place, maintaining the operator's hands at a safe distance from the setting dies.</p>

Note: Safety devices as required are provided with your machine. Safety guards or other operational safety devices provided should never be removed, disabled or over-ridden during operation since they are designed to reduce the potential of injury to the operator.

*Photographs may vary from actual machines due to minor design changes.



Model S-90

This pneumatic eyeleting machine is specifically designed for inserting small eyelets into light-duty applications. Raceways and setting tools are interchangeable and the machine is easily converted from one size eyelet to another in a matter of minutes.



Model S-96

Provides automatic feeding and attaching of Stimpson CE® Rivets in light to medium applications. Engineered for versatility, this pneumatic machine can be fitted with optional, interchangeable roadways, hopper boxes and setting tools, allowing for use with the entire line of Stimpson CE® Rivets.



Model S-83

Designed to use small to mid size eyelets in most moderate volume applications, the very popular Model S-83 is highly versatile and can be used to make single or multiple eyelet settings. Models S-G83 and S-G2R-83 are used to set grommet sizes #00 to #2 in conjunction with a hand fed washer.



Model S-92

This heavy duty, electrically powered grommeting machine is designed to accommodate grommets from size #00 to #5 inclusive. It is available as a single or double revolution model. The single revolution machine can be used for grommet settings where materials are pre-punched. The double action model will cut a hole on the first revolution and feed and roll set the grommet on the second.



Model S-98

The Model S-98 is a heavy duty grommeting machine which will, in a single revolution, punch out a hole in your material while simultaneously feeding and setting the grommet. Using advanced cutting technology, the S-98 can punch a hole in even the most challenging of fabrics such as nylon or kevlar. A material thickness compensator allows materials with thickness difference of up to 1/8" to be set without a setting tool adjustment.



Model S-83 GW

A dual feed, heavy duty grommeting machine which pierces your material while it automatically feeds and sets both the grommet and the washer all with one tripping of the electric foot switch. Available for rolled rim grommet sizes #0 to #4 with matching spur washer, and plain grommet and matching neck washer, sizes #00 to #4.



Model S-92 GW

The S-92 GW is a dual feed, heavy duty grommeting machine. It offers the attractive advantage of being able to make settings in heavy duty industrial fabrics by punching out the hole and then attaching the grommet & washer in a single cycle. In addition, a material thickness compensator allows materials with thickness difference of up to 1/8" to be set without a setting tool adjustment. Available for grommet & washer sizes #00 to #4 inclusive.

Government Contracts

Approved, and in many cases, specified...Stimpson Grommets and Washers, Eyelets and Snap Fasteners, Clamps and Vents are manufactured in the United States of America and meet with the latest Military and Commercial Specifications.

*Whether your product is a tent,
field pack, duffel bag, parachute...
Stimpson products can help you make your quality
products that much better.*

*We are proud of the quality of our product and service and
look forward to working together with you..
by providing free samples...
making test settings in your products...
quoting attractive pricing...or just by providing a friendly,
knowledgeable voice on the other end of the phone.*



MS 20230



MIL-F-10884 MS 27980/81



ORD# 8720124



BOOT VENT & WASHER



MIL-G-16491 NASM16491



MIL-E-20652



HAT VENT & WASHER



MATTRESS VENT



MAIL BAG GROMMET & WASHER



Displayed are some of our most requested items.
Stimpson Cage Code # 57771


ISO 9001 Certified

900 SYLVAN AVE., BAYPORT, NY 11705-1097
PHONE: (631) 472-2000 • FAX: (631) 472-2425
WEB SITE: www.stimpson.com
E-MAIL: customer_service@stimpson.com

Newest Additions to our Product Guide

Specially Designed Hole Plugs Newly manufactured to our customer specifications

D5708
Elect KO Size 1/2"




HEAD DIA.	HEAD HT.	LOA
1-5/64"	1/16"	5/16"

D5723
Hole Dia. 1-5/32"



HEAD DIA.	HEAD HT.	LOA
1-1/4" sq.	1/8"	35/64"

D5726
Hole Dia. 1/2"



HEAD DIA.	HEAD HT.	LOA
3/4"	5/32"	11/32"

D5731
Hole Dia. 5/8"



HEAD DIA.	HEAD HT.	LOA
5/8" sq.	5/64"	3/8"

D5749
Hole Dia. 9/16"
Hole In Head
.250"



HEAD DIA.	HEAD HT.	LOA
23/32"	1/16"	9/32"

Model J-596A (Cap & Socket) / J-596B (Stud & Post)

Fully automatic, dual feed snap fastener machines



- Completely Electronic
- Minimal Maintenance
- Simple to Operate
- Quiet Operation


New Ring Snap Components from Stimpson

(To be used with D4511 Brass Socket, see page 20)

D4512 Stud/Eyelet Combination	D5057 Stud/Eyelet Combination	D5740 Post with Embossed Flange	D5755 Screw Stud																
MIL F 10884 STYLE 2 / Size 2 MS 27980-27	MIL F 10884 STYLE 2 / Size 1 MS 27980-26		3/8" Stainless Steel Screw																
<table border="1"> <thead> <tr> <th>Flange Diameter</th> <th>Length Under Flange</th> </tr> </thead> <tbody> <tr> <td>.560"</td> <td>.170"</td> </tr> </tbody> </table>	Flange Diameter	Length Under Flange	.560"	.170"	<table border="1"> <thead> <tr> <th>Flange Diameter</th> <th>Length Under Flange</th> </tr> </thead> <tbody> <tr> <td>.560"</td> <td>.130"</td> </tr> </tbody> </table>	Flange Diameter	Length Under Flange	.560"	.130"	<table border="1"> <thead> <tr> <th>Head Diameter</th> <th>Length Under Head</th> </tr> </thead> <tbody> <tr> <td>.562"</td> <td>.239"</td> </tr> </tbody> </table>	Head Diameter	Length Under Head	.562"	.239"	<table border="1"> <thead> <tr> <th>Flange Diameter</th> <th>Overall Length</th> </tr> </thead> <tbody> <tr> <td>.500"</td> <td>.575"</td> </tr> </tbody> </table>	Flange Diameter	Overall Length	.500"	.575"
Flange Diameter	Length Under Flange																		
.560"	.170"																		
Flange Diameter	Length Under Flange																		
.560"	.130"																		
Head Diameter	Length Under Head																		
.562"	.239"																		
Flange Diameter	Overall Length																		
.500"	.575"																		

Eyelet Terminal

D5729



OD	FLG	LUF	MT
.088"	.200"	.160"	.015"

Tongue Eyelet

A3822



OD	FLG	LUF	MT
.089"	.180"	.187"	.010"

Special Eyelet


A3838



FLG	LUF	MT
.250" x .187"	.237"	.008"

String Tie Eyelet

A3768




Flange	OD	LUF	MT
1.062"	.300"	.255"	.020"

"Swatch Book" Eyelet and Washer

The flat design of both the Eyelet and the Washer make these parts ideal for use with fabric samples, sample books and display racks.

A3717 / C317



Eyelet Dimensions

OD	FLG	LUF	MT
.132"	.788"	.127"	.011"

Washer Dimensions

ID	OD	MT
.580"	.875"	.013"

CE® Rivet for Boot Speed Laces


C-E 166



SHK DIA	HEAD DIA	LUH
.157"	.285"	5/16"

Connector

D5746



OD	Tenon OD	Shoulder Length	LOA
.360"	.275"	.190"	.383"

Special Oval Grommet

A3821



FLG	LUF	MT
.902" x .660"	.198"	.010"

Vent

D5768



OD	FLG	LUF	MT
.218"	.460"	.165"	.010"



Photos approximate actual size.
Hole size is approximate measurement after setting.



ISO 9001 Certified

900 SYLVAN AVE., BAYPORT, NY 11705-1097
Phone: (631) 472-2000 • Fax: (631) 472-2425
E-mail: customer_service@stimpson.com
Web Site: www.stimpson.com